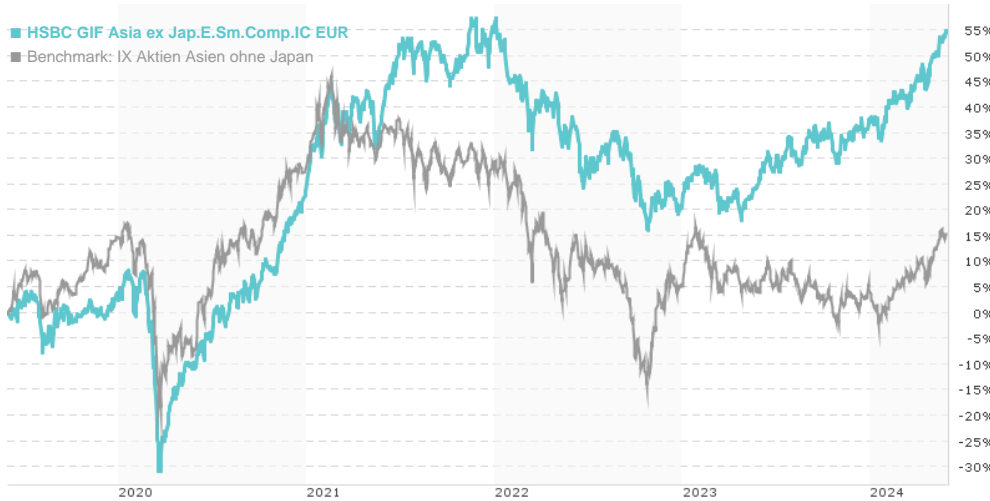


HSBC GIF Asia ex Jap.E.Sm.Comp.IC EUR / LU1293650997 / A2QMBA / HSBC Inv. Funds (LU)

| Last 05/28/2024 ¹ | Region | Branch | Type of yield | Type |
|------------------------------|--------------------|---------------|---------------|-------------|
| 15.56 EUR | Asia (excl. Japan) | Mixed Sectors | reinvestment | Equity Fund |

■ HSBC GIF Asia ex Jap.E.Sm.Comp.IC EUR
■ Benchmark: IX Aktien Asien ohne Japan



Risk key figures

SRI 1 2 3 4 5 6 7

Mountain-View Funds Rating² EDA³

74

Yearly Performance

| | |
|------|---------|
| 2023 | +14.36% |
| 2022 | -22.66% |
| 2021 | +24.64% |
| 2020 | +22.03% |
| 2019 | +6.37% |

| Master data | | Conditions | | Other figures | |
|---------------------|-------------------------------|--|-------|--------------------|------------------|
| Fund type | Single fund | Issue surcharge | 5.00% | Minimum investment | USD 1,000,000.00 |
| Category | Equity | Planned administr. fee | 0.00% | Savings plan | - |
| Sub category | Mixed Sectors | Deposit fees | 0.00% | UCITS / OGAW | Yes |
| Fund domicile | Luxembourg | Redemption charge | 0.00% | Performance fee | 0.00% |
| Tranch volume | (05/28/2024) USD 0.496 mill. | Ongoing charges | - | Redeployment fee | 0.00% |
| Total volume | (05/28/2024) USD 419.50 mill. | Dividends | | Investment company | |
| Launch date | 12/14/2016 | HSBC Inv. Funds (LU) | | | |
| KESr report funds | No | 18, Boulevard de Kockelscheuer, 1821, Luxembourg | | | |
| Business year start | 01.04. | Luxembourg | | | |
| Sustainability type | - | www.assetmanagement.hsbc.lu | | | |
| Fund manager | Elina Fung, Alex Kwan | | | | |

| Performance | 1M | 6M | YTD | 1Y | 2Y | 3Y | 5Y | Since start |
|------------------|--------|---------|---------|---------|---------|---------|---------|-------------|
| Performance | +3.85% | +15.36% | +12.25% | +23.03% | +13.71% | +10.45% | +55.02% | +53.16% |
| Performance p.a. | - | - | - | +23.10% | +6.65% | +3.37% | +9.15% | +5.89% |
| Sharpe ratio | 6.91 | 2.50 | 2.40 | 1.58 | 0.20 | -0.03 | 0.29 | 0.11 |
| Volatility | 8.26% | 11.86% | 12.24% | 12.25% | 14.34% | 15.07% | 18.20% | 18.33% |
| Worst month | - | -0.42% | -0.42% | -4.15% | -7.86% | -7.86% | -21.45% | -21.45% |
| Best month | - | 4.14% | 4.14% | 4.95% | 5.40% | 7.91% | 14.30% | 14.30% |
| Maximum loss | -0.67% | -3.32% | -3.32% | -5.72% | -15.99% | -26.27% | -36.12% | - |

Distribution permission

Austria, Germany, Switzerland, Luxembourg

¹ Important note on update status: The displayed date refers exclusively to the calculation of the NAV.

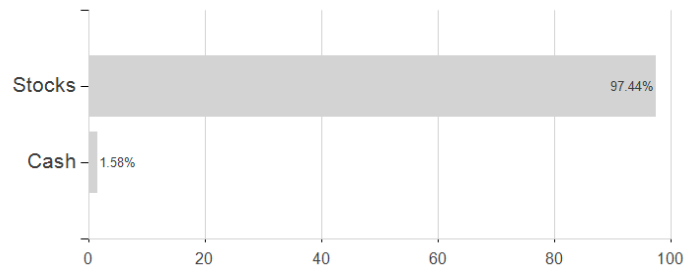
² The Mountain-View Data Fund Rating calculates a comparative ranking for funds using yield, volatility and trend data. For more information visit [MVD Funds Rating](#)

³ Displays the Ethical-Dynamical Ratio calculated according to standard criteria. The maximum value is 100. For more information visit [EDA](#)

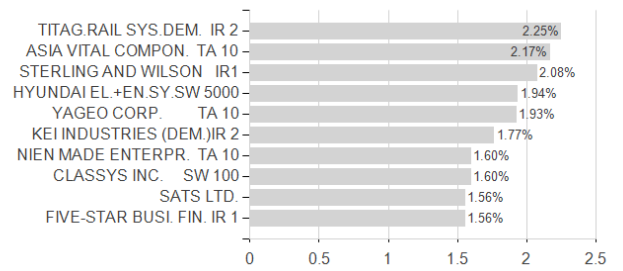
HSBC GIF Asia ex Jap.E.Sm.Comp.IC EUR / LU1293650997 / A2QMBA / HSBC Inv. Funds (LU)

Assessment Structure

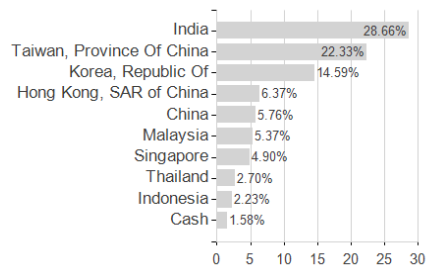
Assets



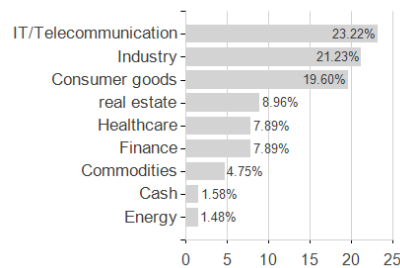
Largest positions



Countries



Branches



Currencies

