

BGF Global Multi-Asset In.F.I5G EUR H / LU1129992480 / A2JCS0 / BlackRock (LU)

| Last 05/28/2024 ¹ | Region | Branch | Type of yield | Type |
|------------------------------|-----------|---------------------|-----------------|------------|
| 7.37 EUR | Worldwide | Mixed fund/flexible | paying dividend | Mixed Fund |

■ BGF Global Multi-Asset In.F.I5G EUR H
■ Benchmark: IX Mischfonds flexibel EUR



Risk key figures

SRI 1 2 3 4 5 6 7

Mountain-View Funds Rating² EDA³

69

Yearly Performance

| | |
|------|---------|
| 2023 | +8.43% |
| 2022 | -14.62% |
| 2021 | +5.94% |
| 2020 | +4.53% |
| 2019 | +11.28% |

| Master data | | Conditions | | Other figures | |
|---------------------|--|------------------------|------------|--|-------------------|
| Fund type | Single fund | Issue surcharge | 0.00% | Minimum investment | USD 10,000,000.00 |
| Category | Mixed Fund | Planned administr. fee | 0.00% | Savings plan | - |
| Sub category | Mixed fund/flexible | Deposit fees | 0.45% | UCITS / OGAW | Yes |
| Fund domicile | Luxembourg | Redemption charge | 0.00% | Performance fee | 0.00% |
| Tranch volume | - | Ongoing charges | - | Redeployment fee | 0.00% |
| Total volume | (05/28/2024) USD 4,535.20 mill. | Dividends | | Investment company | |
| Launch date | 10/29/2014 | 20.03.2024 | 0.11 EUR | BlackRock (LU) 35a Avenue JF Kennedy, 1855, Luxembourg Luxembourg https://www.blackrock.com | |
| KESt report funds | No | 20.12.2023 | 0.11 EUR | | |
| Business year start | 01.09. | 20.09.2023 | 0.11 EUR | | |
| Sustainability type | - | 20.06.2023 | 0.12 EUR | | |
| Fund manager | Michael Fredericks, Justin Christofel, Alex Shingler | | 20.03.2023 | 0.10 EUR | |

| Performance | 1M | 6M | YTD | 1Y | 2Y | 3Y | 5Y | Since start |
|------------------|--------|--------|--------|--------|---------|---------|---------|-------------|
| Performance | +1.38% | +6.48% | +1.93% | +8.53% | +3.61% | -4.40% | +9.17% | +21.45% |
| Performance p.a. | - | - | - | +8.56% | +1.79% | -1.49% | +1.77% | +2.05% |
| Sharpe ratio | 3.38 | 1.91 | 0.22 | 0.84 | -0.30 | -0.82 | -0.31 | -0.32 |
| Volatility | 4.42% | 5.07% | 4.73% | 5.67% | 6.64% | 6.44% | 6.68% | 5.43% |
| Worst month | - | -1.63% | -1.63% | -2.30% | -5.94% | -5.94% | -10.01% | -10.01% |
| Best month | - | 5.45% | 4.03% | 5.45% | 5.45% | 5.45% | 5.82% | 5.82% |
| Maximum loss | -0.81% | -2.57% | -2.57% | -6.12% | -10.81% | -19.28% | -19.34% | - |

Distribution permission

Austria, Germany, Switzerland

¹ Important note on update status: The displayed date refers exclusively to the calculation of the NAV.

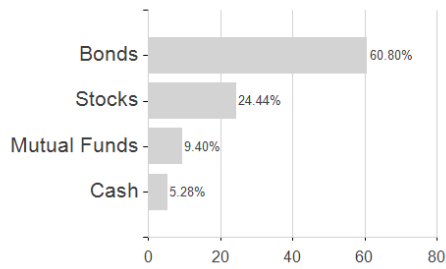
² The Mountain-View Data Fund Rating calculates a comparative ranking for funds using yield, volatility and trend data. For more information visit [MVD Funds Rating](#)

³ Displays the Ethical-Dynamical Ratio calculated according to standard criteria. The maximum value is 100. For more information visit [EDA](#)

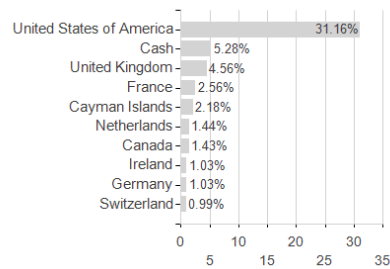
BGF Global Multi-Asset In.F.I5G EUR H / LU1129992480 / A2JCS0 / BlackRock (LU)

Assessment Structure

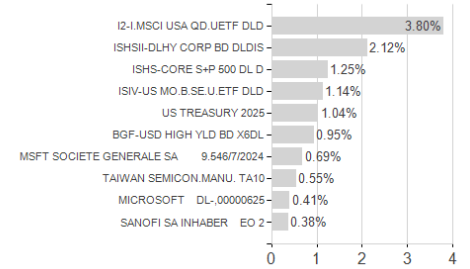
Assets



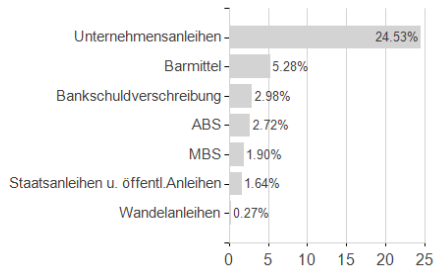
Countries



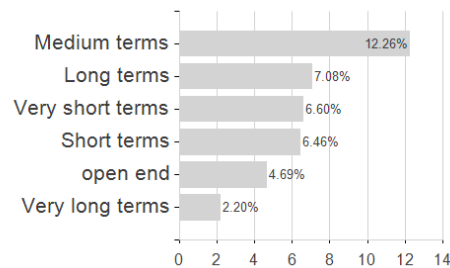
Largest positions



Issuer



Duration



Currencies

