

JPM Emerging Markets Local Currency Debt F (mth) - USD / LU1903680509 / A2N8J2 / JPMorgan AM (EU)

Last 05/30/2024 ¹	Region	Branch	Type of yield	Type
73.18 USD	Emerging Markets	Government Bonds	paying dividend	Fixed-Income Fund

■ JPM Emerging Markets Local Currency Debt F (mth) - USD
■ Benchmark: IX Anleihen Staaten EM



Risk key figures

SRI 1 2 3 4 5 6 7

Mountain-View Funds Rating²

▲ ▲ ▲ ▲ ▲ ▲

EDA³

71

Yearly Performance

2023	+11.97%
2022	-9.54%
2021	-8.71%
2020	+2.07%
2019	+11.27%

Master data		Conditions		Other figures	
Fund type	Single fund	Issue surcharge	3.00%	Minimum investment	USD 35,000.00
Category	Bonds	Planned administr. fee	0.00%	Savings plan	-
Sub category	Government Bonds	Deposit fees	0.00%	UCITS / OGAW	Yes
Fund domicile	Luxembourg	Redemption charge	0.00%	Performance fee	0.00%
Tranch volume	(05/30/2024) USD 0.468 mill.	Ongoing charges	-	Redeployment fee	0.00%
Total volume	(05/30/2024) USD 1,258.25 mill.	Dividends		Investment company	
Launch date	11/27/2018	08.05.2024	0.42 USD	JPMorgan AM (EU) PO Box 275, 2012, Luxembourg Luxembourg https://www.jpmorganassetmanagement.de	
KESr report funds	No	09.04.2024	0.43 USD		
Business year start	01.07.	08.03.2024	0.43 USD		
Sustainability type	-	08.02.2024	0.43 USD		
Fund manager	Didier Lambert, Pierre-Yves Bareaux, Julien Allard	09.01.2024	0.41 USD		

Performance	1M	6M	YTD	1Y	2Y	3Y	5Y	Since start
Performance	+1.38%	-0.57%	-4.24%	+3.16%	+4.06%	-9.06%	-0.99%	+2.16%
Performance p.a.	-	-	-	+3.15%	+2.01%	-3.12%	-0.20%	+0.39%
Sharpe ratio	2.46	-0.74	-2.32	-0.08	-0.22	-0.85	-0.45	-0.39
Volatility	5.85%	6.66%	5.97%	7.69%	8.09%	8.13%	8.89%	8.81%
Worst month	-	-2.44%	-2.44%	-4.31%	-5.17%	-5.33%	-12.02%	-12.02%
Best month	-	5.88%	3.84%	5.88%	6.96%	6.96%	6.96%	6.96%
Maximum loss	-1.84%	-6.43%	-5.81%	-9.98%	-12.08%	-24.10%	-25.99%	-

Distribution permission

Austria, Germany, Switzerland, Luxembourg

¹ Important note on update status: The displayed date refers exclusively to the calculation of the NAV.

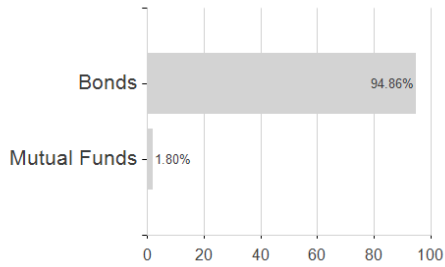
² The Mountain-View Data Fund Rating calculates a comparative ranking for funds using yield, volatility and trend data. For more information visit [MVD Funds Rating](#)

³ Displays the Ethical-Dynamical Ratio calculated according to standard criteria. The maximum value is 100. For more information visit [EDA](#)

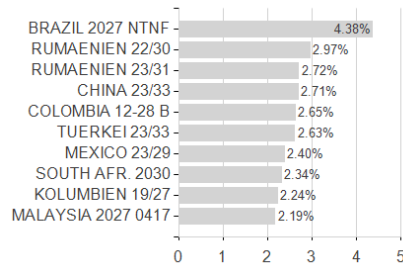
JPM Emerging Markets Local Currency Debt F (mth) - USD / LU1903680509 / A2N8J2 / JPMorgan AM (EU)

Assessment Structure

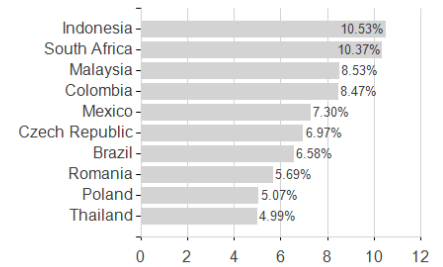
Assets



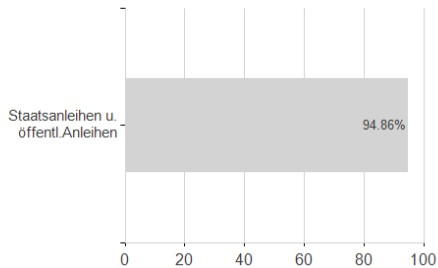
Largest positions



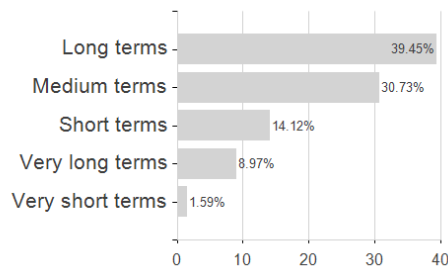
Countries



Issuer



Duration



Currencies

