

## JPM Europe Strategic Dividend A (mth) - EUR / LU1197970046 / A2JCXS / JPMorgan AM (EU)

Last 06/03/2024 <sup>1</sup>	Region	Branch	Type of yield	Type
91.13 EUR	Europe	Mixed Sectors	paying dividend	Equity Fund

■ JPM Europe Strategic Dividend A (mth) - EUR  
■ Benchmark: IX Aktien Europa EUR



## Risk key figures

SRI 1 2 3 4 5 6 7

Mountain-View Funds Rating<sup>2</sup>EDA<sup>3</sup> 72

## Yearly Performance

2023	+14.39%
2022	-8.80%
2021	+26.93%

Master data		Conditions		Other figures	
Fund type	Single fund	Issue surcharge	5.00%	Minimum investment	USD 35,000.00
Category	Equity	Planned administr. fee	0.00%	Savings plan	-
Sub category	Mixed Sectors	Deposit fees	0.00%	UCITS / OGAW	Yes
Fund domicile	Luxembourg	Redemption charge	0.50%	Performance fee	0.00%
Tranch volume	(06/03/2024) EUR 6.59 mill.	Ongoing charges	-	Redeployment fee	0.00%
Total volume	(06/03/2024) EUR 537.51 mill.	Dividends		Investment company	
Launch date	3/10/2015	08.05.2024	0.35 EUR	JPMorgan AM (EU) PO Box 275, 2012, Luxembourg Luxembourg <a href="https://www.jpmorganassetmanagement.de">https://www.jpmorganassetmanagement.de</a>	
KESr report funds	No	09.04.2024	0.33 EUR		
Business year start	01.01.	08.03.2024	0.33 EUR		
Sustainability type	-	08.02.2024	0.33 EUR		
Fund manager	M. Barakos, T. Buckingham, I. Butler	09.01.2024	0.33 EUR		

Performance	1M	6M	YTD	1Y	2Y	3Y	5Y	Since start
Performance	+4.30%	+15.82%	+13.05%	+20.48%	+25.20%	+26.19%	-	+51.16%
Performance p.a.	-	-	-	+20.54%	+11.88%	+8.06%	-	+12.64%
Sharpe ratio	8.93	3.72	3.46	1.80	0.67	0.32	-	0.66
Volatility	6.76%	8.25%	8.73%	9.33%	12.14%	13.50%	0.00%	13.41%
Worst month	-	0.29%	0.29%	-3.86%	-8.93%	-8.93%	0.00%	-8.93%
Best month	-	4.75%	4.75%	5.65%	6.60%	6.60%	0.00%	7.04%
Maximum loss	-1.21%	-2.51%	-2.51%	-5.90%	-14.54%	-19.99%	0.00%	-

## Distribution permission

Austria, Germany, Switzerland

<sup>1</sup> Important note on update status: The displayed date refers exclusively to the calculation of the NAV.

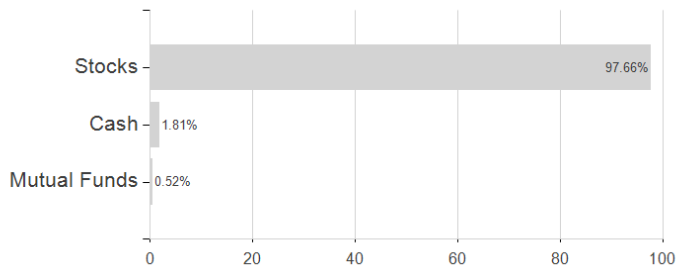
<sup>2</sup> The Mountain-View Data Fund Rating calculates a comparative ranking for funds using yield, volatility and trend data. For more information visit [MVD Funds Rating](#)

<sup>3</sup> Displays the Ethical-Dynamical Ratio calculated according to standard criteria. The maximum value is 100. For more information visit [EDA](#)

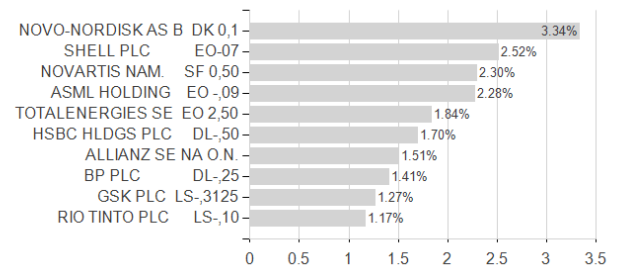
## JPM Europe Strategic Dividend A (mth) - EUR / LU1197970046 / A2JCXS / JPMorgan AM (EU)

### Assessment Structure

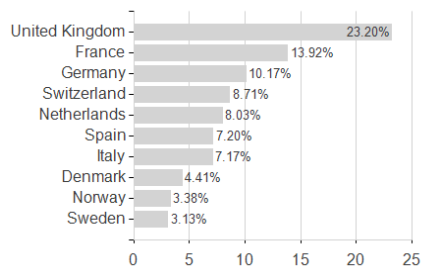
#### Assets



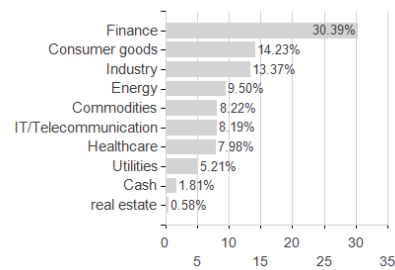
#### Largest positions



#### Countries



#### Branches



#### Currencies

