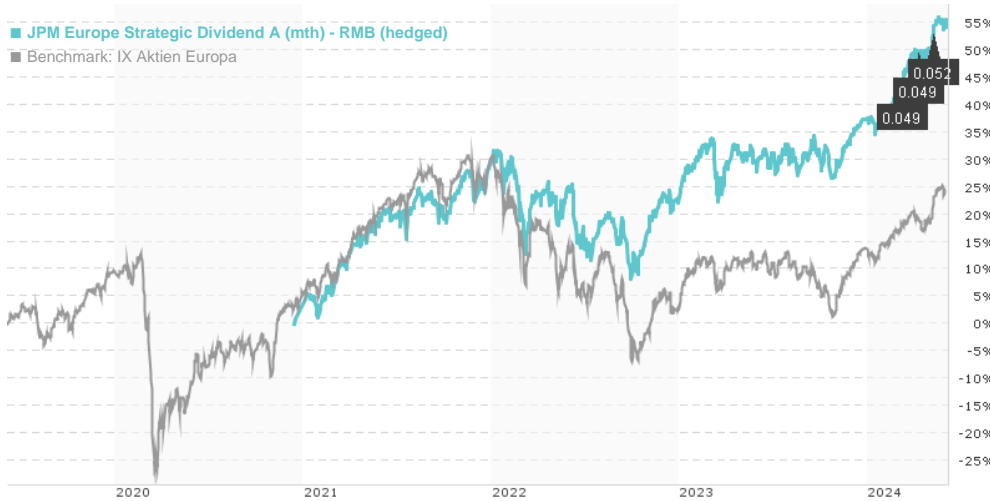


## JPM Europe Strategic Dividend A (mth) - RMB (hedged) / LU1080337386 / A2JCXT / JPMorgan AM (EU)

Last 06/04/2024 <sup>1</sup>	Region	Branch	Type of yield	Type
13.24 CNH	Europe	Mixed Sectors	paying dividend	Equity Fund

■ JPM Europe Strategic Dividend A (mth) - RMB (hedged)  
■ Benchmark: IX Aktien Europa



### Risk key figures

SRI 1 2 3 4 5 6 7

Mountain-View Funds Rating<sup>2</sup> EDA<sup>3</sup>

72

### Yearly Performance

2023	+12.39%
2022	-5.47%
2021	+28.22%

Master data		Conditions		Other figures	
Fund type	Single fund	Issue surcharge	5.00%	Minimum investment	USD 35,000.00
Category	Equity	Planned administr. fee	0.00%	Savings plan	-
Sub category	Mixed Sectors	Deposit fees	0.00%	UCITS / OGAW	Yes
Fund domicile	Luxembourg	Redemption charge	0.50%	Performance fee	0.00%
Tranch volume	(06/04/2024) EUR 0.828 mill.	Ongoing charges	-	Redeployment fee	0.00%
Total volume	(06/04/2024) EUR 533.07 mill.	Dividends		Investment company	
Launch date	7/10/2014	08.05.2024	0.05 CNH	JPMorgan AM (EU) PO Box 275, 2012, Luxembourg Luxembourg <a href="https://www.jpmorganassetmanagement.de">https://www.jpmorganassetmanagement.de</a>	
KESr report funds	No	09.04.2024	0.05 CNH		
Business year start	01.01.	08.03.2024	0.05 CNH		
Sustainability type	-	08.02.2024	0.05 CNH		
Fund manager	M. Barakos, T. Buckingham, I. Butler	09.01.2024	0.05 CNH		

Performance	1M	6M	YTD	1Y	2Y	3Y	5Y	Since start
Performance	+2.49%	+14.71%	+12.25%	+18.25%	+22.79%	+28.15%	-	+54.30%
Performance p.a.	-	-	-	+18.25%	+10.83%	+8.61%	-	+13.30%
Sharpe ratio	4.15	3.40	3.18	1.57	0.58	0.36	-	0.72
Volatility	7.81%	8.21%	8.73%	9.23%	12.10%	13.36%	0.00%	13.26%
Worst month	-	-0.60%	-0.60%	-3.44%	-8.80%	-8.80%	0.00%	-8.80%
Best month	-	5.19%	5.19%	5.19%	7.00%	7.00%	0.00%	7.00%
Maximum loss	-1.34%	-2.40%	-2.40%	-5.74%	-13.82%	-17.88%	0.00%	-

### Distribution permission

Austria, Germany, Switzerland

<sup>1</sup> Important note on update status: The displayed date refers exclusively to the calculation of the NAV.

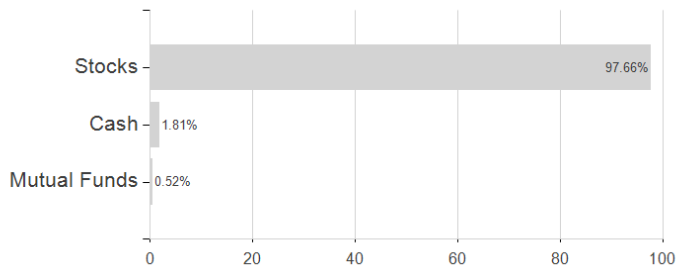
<sup>2</sup> The Mountain-View Data Fund Rating calculates a comparative ranking for funds using yield, volatility and trend data. For more information visit [MVD Funds Rating](#)

<sup>3</sup> Displays the Ethical-Dynamical Ratio calculated according to standard criteria. The maximum value is 100. For more information visit [EDA](#)

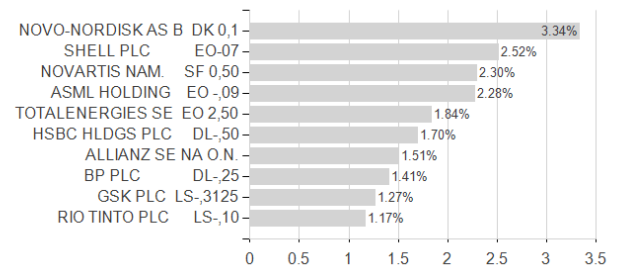
## JPM Europe Strategic Dividend A (mth) - RMB (hedged) / LU1080337386 / A2JCXT / JPMorgan AM (EU)

### Assessment Structure

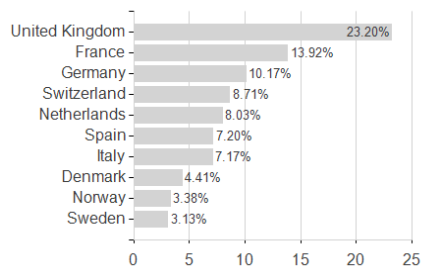
#### Assets



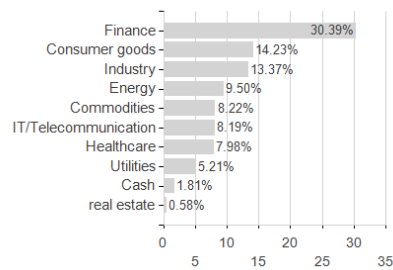
#### Largest positions



#### Countries



#### Branches



#### Currencies

