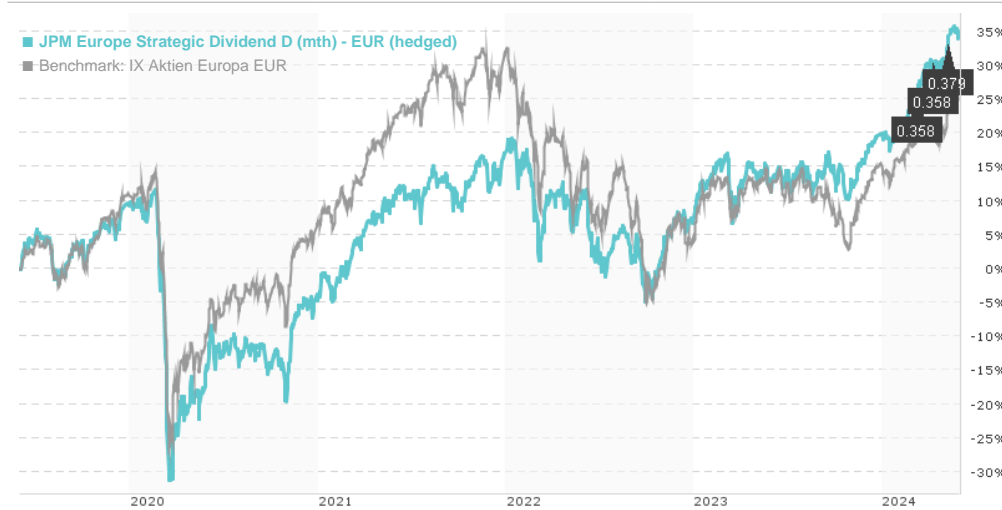


## JPM Europe Strategic Dividend D (mth) - EUR (hedged) / LU1555763249 / A2DK1L / JPMorgan AM (EU)

Last 05/30/2024 <sup>1</sup>	Region	Branch	Type of yield	Type
97.19 EUR	Europe	Mixed Sectors	paying dividend	Equity Fund



### Risk key figures

SRI 1 2 3 4 5 6 7

Mountain-View Funds Rating<sup>2</sup> EDA<sup>3</sup>

72

### Yearly Performance

2023	+12.12%
2022	-8.82%
2021	+22.97%
2020	-12.89%
2019	+16.65%

Master data		Conditions		Other figures	
Fund type	Single fund	Issue surcharge	5.00%	Minimum investment	USD 5,000.00
Category	Equity	Planned administr. fee	0.00%	Savings plan	-
Sub category	Mixed Sectors	Deposit fees	0.00%	UCITS / OGAW	Yes
Fund domicile	Luxembourg	Redemption charge	0.50%	Performance fee	0.00%
Tranch volume	(05/30/2024) EUR 4.46 mill.	Ongoing charges	-	Redeployment fee	0.00%
Total volume	(05/30/2024) EUR 534.74 mill.	Dividends		Investment company	
Launch date	2/27/2017	08.05.2024	0.38 EUR	JPMorgan AM (EU) PO Box 275, 2012, Luxembourg Luxembourg <a href="https://www.jpmorganassetmanagement.de">https://www.jpmorganassetmanagement.de</a>	
KESt report funds	No	09.04.2024	0.36 EUR		
Business year start	01.01.	08.03.2024	0.36 EUR		
Sustainability type	-	08.02.2024	0.36 EUR		
Fund manager	M. Barakos, T. Buckingham, I. Butler	09.01.2024	0.36 EUR		

Performance	1M	6M	YTD	1Y	2Y	3Y	5Y	Since start
Performance	+2.74%	+15.30%	+12.25%	+18.96%	+20.62%	+21.68%	+33.02%	+36.16%
Performance p.a.	-	-	-	+18.91%	+9.81%	+6.76%	+5.87%	+4.34%
Sharpe ratio	5.18	3.62	3.33	1.62	0.50	0.22	0.13	0.04
Volatility	6.79%	8.15%	8.68%	9.38%	12.13%	13.41%	16.58%	14.88%
Worst month	-	0.42%	0.42%	-3.63%	-9.23%	-9.23%	-20.32%	-20.32%
Best month	-	5.16%	5.16%	5.16%	6.63%	6.63%	17.23%	17.23%
Maximum loss	-1.36%	-2.42%	-2.42%	-5.89%	-14.83%	-20.20%	-38.49%	-

### Distribution permission

Austria, Germany, Switzerland

<sup>1</sup> Important note on update status: The displayed date refers exclusively to the calculation of the NAV.

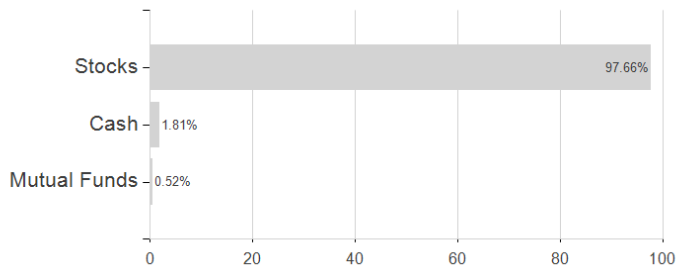
<sup>2</sup> The Mountain-View Data Fund Rating calculates a comparative ranking for funds using yield, volatility and trend data. For more information visit [MVD Funds Rating](#)

<sup>3</sup> Displays the Ethical-Dynamical Ratio calculated according to standard criteria. The maximum value is 100. For more information visit [EDA](#)

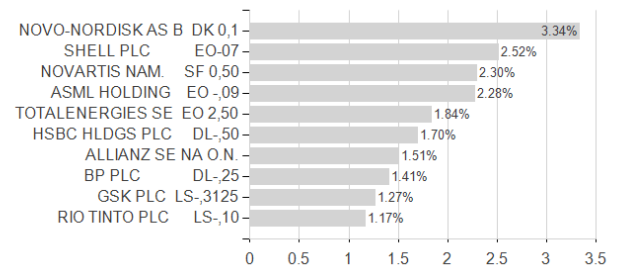
## JPM Europe Strategic Dividend D (mth) - EUR (hedged) / LU1555763249 / A2DK1L / JPMorgan AM (EU)

### Assessment Structure

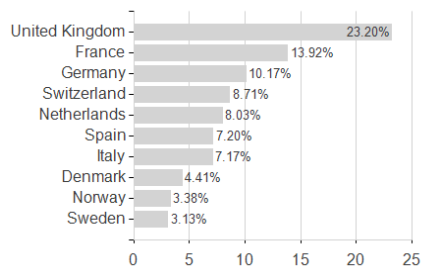
#### Assets



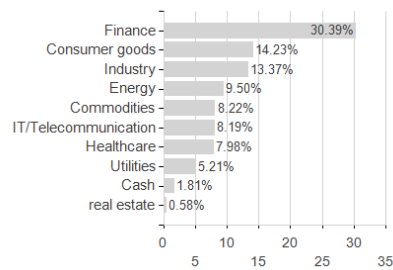
#### Largest positions



#### Countries



#### Branches



#### Currencies

