

JPM Global Dividend A (mth) - SGD / LU2133065610 / A2P1ES / JPMorgan AM (EU)

Last 06/04/2024 ¹	Region	Branch	Type of yield	Type
16.60 SGD	Worldwide	Mixed Sectors	paying dividend	Equity Fund



Risk key figures

SRI 1 2 3 4 5 6 7

Mountain-View Funds Rating² EDA³

59

Yearly Performance

2023	+12.76%
2022	-9.82%
2021	+24.45%

Master data		Conditions		Other figures	
Fund type	Single fund	Issue surcharge	5.00%	Minimum investment	USD 35,000.00
Category	Equity	Planned administr. fee	0.00%	Savings plan	-
Sub category	Mixed Sectors	Deposit fees	0.00%	UCITS / OGAW	Yes
Fund domicile	Luxembourg	Redemption charge	0.50%	Performance fee	0.00%
Tranch volume	(06/04/2024) USD 19.27 mill.	Ongoing charges	-	Redeployment fee	0.00%
Total volume	(06/04/2024) USD 4,641.68 mill.	Dividends		Investment company	
Launch date	4/1/2020	08.05.2024	0.04 SGD	JPMorgan AM (EU) PO Box 275, 2012, Luxembourg Luxembourg https://www.jpmorganassetmanagement.de	
KESt report funds	No	09.04.2024	0.04 SGD		
Business year start	01.01.	08.03.2024	0.04 SGD		
Sustainability type	-	08.02.2024	0.04 SGD		
Fund manager	Helge Skibeli, Sam Witherow, Michael Rossi	09.01.2024	0.04 SGD		

Performance	1M	6M	YTD	1Y	2Y	3Y	5Y	Since start
Performance	+1.38%	+11.02%	+7.55%	+12.93%	+16.08%	+18.58%	-	+85.17%
Performance p.a.	-	-	-	+12.93%	+7.75%	+5.84%	-	+15.89%
Sharpe ratio	1.77	2.49	1.85	1.14	0.35	0.17	-	0.91
Volatility	8.54%	7.85%	8.12%	8.04%	11.51%	12.06%	0.00%	13.38%
Worst month	-	-1.52%	-1.52%	-2.78%	-6.24%	-6.24%	-6.24%	-6.24%
Best month	-	3.98%	3.98%	4.71%	5.65%	5.65%	14.19%	14.19%
Maximum loss	-2.48%	-3.14%	-3.14%	-7.28%	-12.23%	-17.55%	0.00%	-

Distribution permission

Austria, Germany, Switzerland

¹ Important note on update status: The displayed date refers exclusively to the calculation of the NAV.

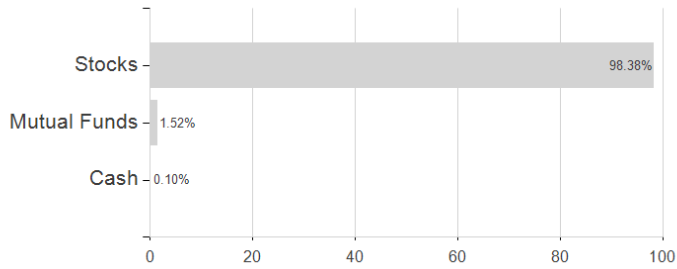
² The Mountain-View Data Fund Rating calculates a comparative ranking for funds using yield, volatility and trend data. For more information visit [MVD Funds Rating](#)

³ Displays the Ethical-Dynamical Ratio calculated according to standard criteria. The maximum value is 100. For more information visit [EDA](#)

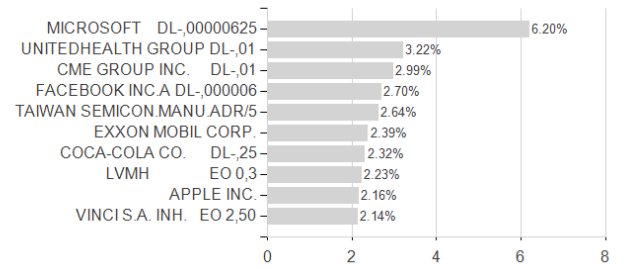
JPM Global Dividend A (mth) - SGD / LU2133065610 / A2P1ES / JPMorgan AM (EU)

Assessment Structure

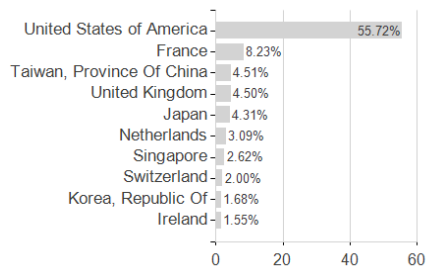
Assets



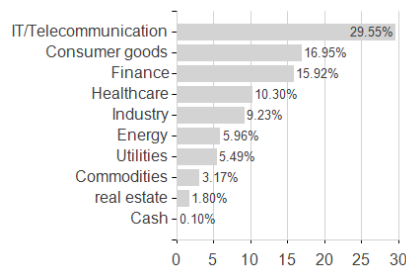
Largest positions



Countries



Branches



Currencies

