

AB FCP I American Inc.Pf.AA AUD H / LU1008671841 / A3CP60 / AllianceBernstein LU

Last 06/03/2024 ¹	Region	Branch	Type of yield	Type
8.94 AUD	Worldwide	Bonds: Mixed	paying dividend	Fixed-Income Fund



Risk key figures

SRI 1 2 3 4 5 6 7

Mountain-View Funds Rating² EDA³

65

Yearly Performance

2023	+6.23%
2022	-14.34%
2021	-0.55%
2020	+2.39%
2019	+11.24%

Master data		Conditions		Other figures	
Fund type	Single fund	Issue surcharge	5.00%	Minimum investment	AUD 2,000.00
Category	Bonds	Planned administr. fee	0.00%	Savings plan	-
Sub category	Bonds: Mixed	Deposit fees	0.00%	UCITS / OGAW	Yes
Fund domicile	Luxembourg	Redemption charge	0.00%	Performance fee	0.00%
Tranch volume	(06/03/2024) USD 475.54 mill.	Ongoing charges	-	Redeployment fee	0.00%
Total volume	(06/03/2024) USD 24,680.34 mill.	Dividends		Investment company	
Launch date	1/14/2014	31.05.2024	0.05 AUD	AllianceBernstein LU 2-4, rue Eugene Ruppert, 2453, Luxembourg Luxembourg https://www.alliancebernstein.com	
KESt report funds	No	30.04.2024	0.05 AUD		
Business year start	01.09.	28.03.2024	0.05 AUD		
Sustainability type	-	29.02.2024	0.05 AUD		
Fund manager	Scott DiMaggio, Gershon Distenfeld, Fahd Malik, Matthew Sheridan, Will Smith	31.01.2024	0.05 AUD		

Performance	1M	6M	YTD	1Y	2Y	3Y	5Y	Since start
Performance	+0.55%	+2.26%	-1.02%	+3.52%	-0.28%	-9.91%	-3.97%	+23.15%
Performance p.a.	-	-	-	+3.53%	-0.14%	-3.41%	-0.81%	+2.02%
Sharpe ratio	0.61	0.15	-1.15	-0.04	-0.60	-1.24	-0.74	-0.37
Volatility	4.75%	5.58%	5.39%	5.93%	6.55%	5.81%	6.18%	4.75%
Worst month	-	-2.32%	-2.32%	-2.32%	-5.34%	-5.34%	-12.02%	-12.02%
Best month	-	3.77%	3.77%	4.50%	4.50%	4.50%	4.50%	4.50%
Maximum loss	-1.44%	-3.29%	-3.29%	-5.22%	-9.94%	-19.97%	-19.97%	-

Distribution permission

Austria, Germany, Switzerland

¹ Important note on update status: The displayed date refers exclusively to the calculation of the NAV.

² The Mountain-View Data Fund Rating calculates a comparative ranking for funds using yield, volatility and trend data. For more information visit [MVD Funds Rating](#)

³ Displays the Ethical-Dynamical Ratio calculated according to standard criteria. The maximum value is 100. For more information visit [EDA](#)

AB FCP I American Inc.Pf.AA AUD H / LU1008671841 / A3CP60 / AllianceBernstein LU

Investment strategy

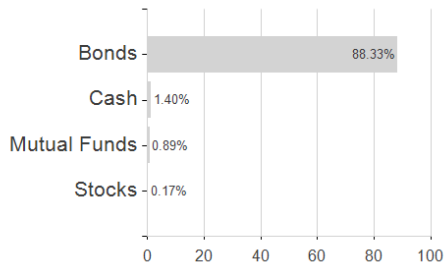
In normal circumstances, the Portfolio invests at least 50% of its assets in higher-rated (Investment Grade) debt securities of U.S. governmental and corporate issuers. Notwithstanding the foregoing, under certain market conditions, the Portfolio may invest in excess of 50% of its assets in lower-rated (below Investment Grade) and therefore riskier debt securities. Up to 35% of the Portfolio's total assets may be invested in securities of issuers based outside the U.S. including emerging market countries. The investment manager varies the mix of longer and shorter-term securities to reflect its view of interest rate trends.

Investment goal

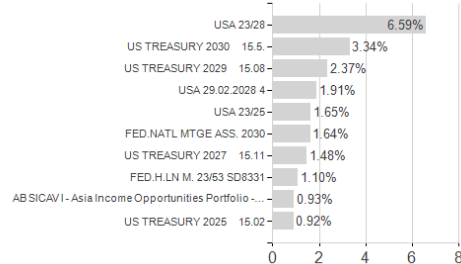
The Portfolio seeks to achieve a high return on your investment, both by earning income and by increasing the value of your investment over the long term.

Assessment Structure

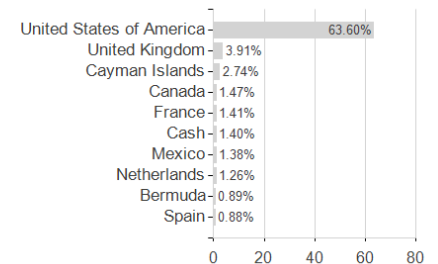
Assets



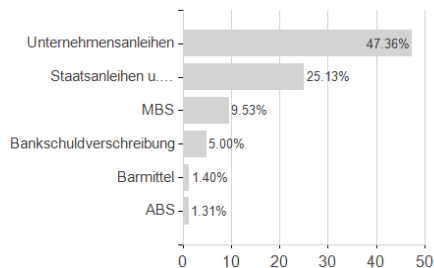
Largest positions



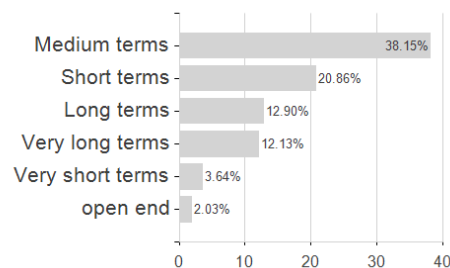
Countries



Issuer



Duration



Currencies

