

## Schroder ISF As.Eq.Yield U Dis ZAR H / LU1884789303 / A2N8HC / Schroder IM (EU)

Last 06/04/2024 <sup>1</sup>	Region	Branch	Type of yield	Type
304.69 ZAR	Asia/Pacific ex Japan	Mixed Sectors	paying dividend	Equity Fund



### Risk key figures

SRI 1 2 3 4 5 6 7

Mountain-View Funds Rating<sup>2</sup> EDA<sup>3</sup>

78

### Yearly Performance

2023	+14.60%
2022	-16.79%
2021	+4.57%

Master data		Conditions		Other figures	
Fund type	Single fund	Issue surcharge	0.00%	Minimum investment	USD 1,000.00
Category	Equity	Planned administr. fee	0.00%	Savings plan	-
Sub category	Mixed Sectors	Deposit fees	0.30%	UCITS / OGAW	Yes
Fund domicile	Luxembourg	Redemption charge	3.00%	Performance fee	0.00%
Tranch volume	(06/04/2024) USD 0.159 mill.	Ongoing charges	-	Redeployment fee	0.00%
Total volume	(06/04/2024) USD 987.41 mill.	<b>Dividends</b>		<b>Investment company</b>	
Launch date	10/24/2018	30.05.2024	1.59 ZAR	Schroder IM (EU) 5, rue Höhenhof, 1736, Senningerberg Luxembourg <a href="https://www.schroders.com">https://www.schroders.com</a>	
KESr report funds	Yes	25.04.2024	1.55 ZAR		
Business year start	01.01.	28.03.2024	1.58 ZAR		
Sustainability type	-	29.02.2024	1.58 ZAR		
Fund manager	King Fuei Lee	25.01.2024	1.56 ZAR		

Performance	1M	6M	YTD	1Y	2Y	3Y	5Y	Since start
Performance	+0.72%	+12.56%	+6.36%	+12.21%	+12.03%	+1.25%	-	+6.06%
Performance p.a.	-	-	-	+12.21%	+5.85%	+0.42%	-	+1.75%
Sharpe ratio	0.46	1.78	0.92	0.64	0.13	-0.22	-	-0.13
Volatility	12.54%	12.93%	13.07%	13.23%	15.48%	15.31%	0.00%	15.25%
Worst month	-	-4.49%	-4.49%	-5.75%	-11.59%	-11.59%	0.00%	-11.59%
Best month	-	5.98%	5.98%	8.05%	16.01%	16.01%	0.00%	16.01%
Maximum loss	-3.07%	-7.49%	-6.67%	-11.24%	-20.45%	-29.36%	0.00%	-

### Distribution permission

Austria, Germany, Switzerland, Luxembourg

<sup>1</sup> Important note on update status: The displayed date refers exclusively to the calculation of the NAV.

<sup>2</sup> The Mountain-View Data Fund Rating calculates a comparative ranking for funds using yield, volatility and trend data. For more information visit [MVD Funds Rating](#)

<sup>3</sup> Displays the Ethical-Dynamical Ratio calculated according to standard criteria. The maximum value is 100. For more information visit [EDA](#)

## Schroder ISF As.Eq.Yield U Dis ZAR H / LU1884789303 / A2N8HC / Schroder IM (EU)

### Investment strategy

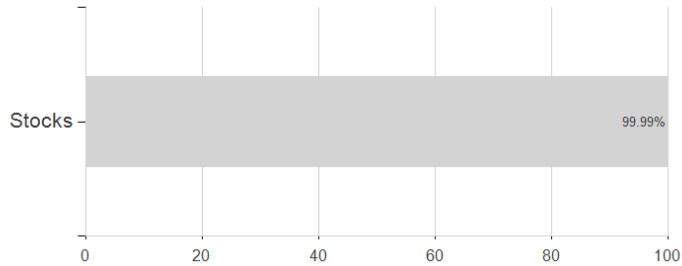
The fund is actively managed and invests at least two-thirds of its assets in equities of Asia Pacific companies (excluding Japan). The fund invests in the equities of companies in the Asia Pacific (excluding Japan) region that pay dividends now but also retain enough cash to reinvest back into the company to generate future growth. The fund invests in the equities of companies in the Asia Pacific (excluding Japan) region that pay dividends now but also retain enough cash to reinvest back into the company to generate future growth.

### Investment goal

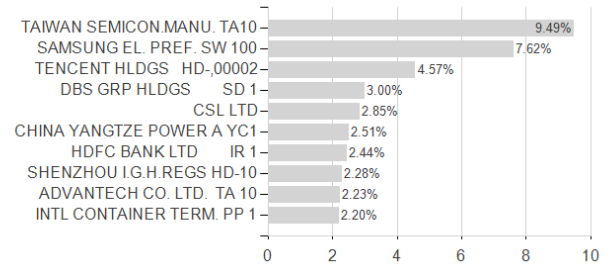
The fund aims to provide income and capital growth in excess of the MSCI AC Asia Pacific ex Japan (Net TR) Index after fees have been deducted over a three to five year period by investing in equities of Asia Pacific companies (excluding Japan).

### Assessment Structure

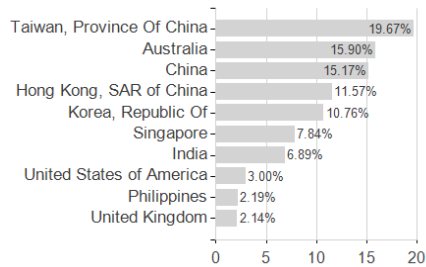
#### Assets



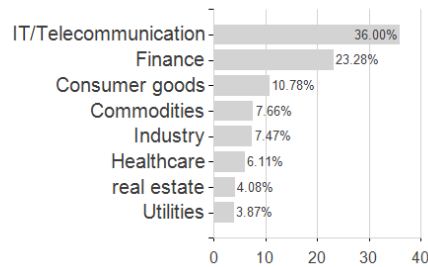
#### Largest positions



#### Countries



#### Branches



#### Currencies

