

UBAM-Em.Mkt.Frontier Bd.IEC USD / LU2051724248 / A2P4FH / UBP AM (EU)

| Last 05/31/2024 ¹ | Region | Branch | Type of yield | Type |
|------------------------------|------------------|----------------------------|---------------|-------------------|
| 138.70 USD | Emerging Markets | Bonds: Focus Public Sector | reinvestment | Fixed-Income Fund |



Risk key figures

SRI 1 2 **3** 4 5 6 7

Mountain-View Funds Rating² EDA³

▲▲▲▲▲▲ 72

Yearly Performance

| | |
|------|---------|
| 2023 | +19.22% |
| 2022 | -17.25% |
| 2021 | -0.95% |

| Master data | | Conditions | | Other figures | |
|---------------------|------------------------------|-----------------------------------|-------|--------------------|-------|
| Fund type | Single fund | Issue surcharge | 3.00% | Minimum investment | UNT 0 |
| Category | Bonds | Planned administr. fee | 0.00% | Savings plan | - |
| Sub category | Bonds: Focus Public Sector | Deposit fees | 0.00% | UCITS / OGAW | Yes |
| Fund domicile | Luxembourg | Redemption charge | 0.00% | Performance fee | 0.00% |
| Tranch volume | (05/31/2024) USD 0.216 mill. | Ongoing charges | - | Redeployment fee | 0.00% |
| Total volume | (05/31/2024) USD 20.29 mill. | Dividends | | Investment company | |
| Launch date | 3/31/2020 | UBP AM (EU) | | | |
| KESr report funds | Yes | 96-98, rue du Rhône, 1211, Geneva | | | |
| Business year start | 01.01. | Switzerland | | | |
| Sustainability type | - | http://www.ubp.ch | | | |
| Fund manager | Thomas Christiansen | | | | |

| Performance | 1M | 6M | YTD | 1Y | 2Y | 3Y | 5Y | Since start |
|------------------|--------|---------|--------|---------|---------|---------|---------|-------------|
| Performance | +1.74% | +12.14% | +7.00% | +27.33% | +23.28% | +2.45% | - | +38.70% |
| Performance p.a. | - | - | - | +27.25% | +11.01% | +0.81% | - | +8.16% |
| Sharpe ratio | 3.41 | 3.48 | 2.22 | 3.20 | 0.78 | -0.33 | - | 0.50 |
| Volatility | 5.49% | 6.34% | 6.34% | 7.35% | 9.24% | 9.01% | 0.00% | 8.84% |
| Worst month | - | -1.52% | -1.52% | -3.07% | -11.03% | -11.03% | -11.03% | -11.03% |
| Best month | - | 6.61% | 4.91% | 6.61% | 10.69% | 10.69% | 10.69% | 10.69% |
| Maximum loss | -1.37% | -3.23% | -3.23% | -6.98% | -17.48% | -33.10% | 0.00% | - |

Distribution permission

Austria, Germany, Switzerland

¹ Important note on update status: The displayed date refers exclusively to the calculation of the NAV.

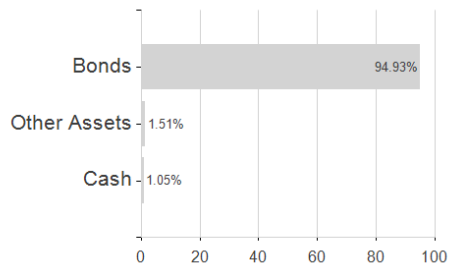
² The Mountain-View Data Fund Rating calculates a comparative ranking for funds using yield, volatility and trend data. For more information visit [MVD Funds Rating](#)

³ Displays the Ethical-Dynamical Ratio calculated according to standard criteria. The maximum value is 100. For more information visit [EDA](#)

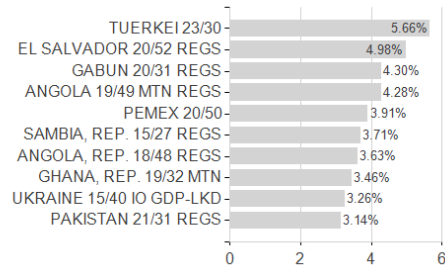
UBAM-Em.Mkt.Frontier Bd.IEC USD / LU2051724248 / A2P4FH / UBP AM (EU)

Assessment Structure

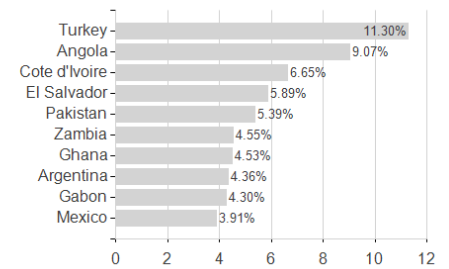
Assets



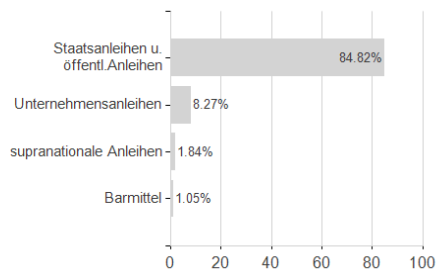
Largest positions



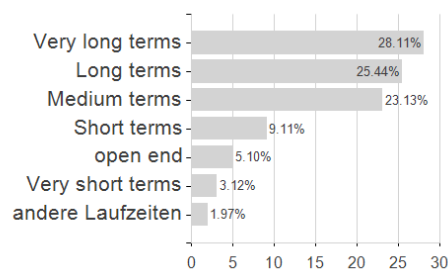
Countries



Issuer



Duration



Currencies

