

## GS Japan Eq.Pf.R USD / LU2445929537 / A3DEU6 / Goldman Sachs AM BV

Last 06/03/2024 <sup>1</sup>	Country	Branch	Type of yield	Type
11.65 USD	Japan	Mixed Sectors	reinvestment	Equity Fund

■ GS Japan Eq.Pf.R USD

■ Benchmark: IX Aktien Japan USD



## Risk key figures

SRI 1 2 3 4 5 6 7

Mountain-View Funds Rating<sup>2</sup> EDA<sup>3</sup>

75

## Yearly Performance

2023 +19.60%

Master data		Conditions		Other figures	
Fund type	Single fund	Issue surcharge	5.50%	Minimum investment	USD 5,000.00
Category	Equity	Planned administr. fee	0.00%	Savings plan	-
Sub category	Mixed Sectors	Deposit fees	0.00%	UCITS / OGAW	Yes
Fund domicile	Luxembourg	Redemption charge	0.00%	Performance fee	0.00%
Tranch volume	(06/03/2024) JPY 5.44 mill.	Ongoing charges	-	Redeployment fee	0.00%
Total volume	(06/03/2024) JPY 177,916.83 mill.	Dividends		Investment company	
Launch date	3/16/2022	Goldman Sachs AM BV			
KESr report funds	Yes	Schenkade 65, 2509, LL Den Haag			
Business year start	01.12.	Netherlands			
Sustainability type	-	www.gsam.com			
Fund manager	-				

Performance	1M	6M	YTD	1Y	2Y	3Y	5Y	Since start
Performance	+1.22%	+12.67%	+7.27%	+12.13%	+25.40%	-	-	+14.89%
Performance p.a.	-	-	-	+12.16%	+12.05%	-	-	+6.46%
Sharpe ratio	1.12	1.55	0.94	0.53	0.48	-	-	0.15
Volatility	12.53%	15.06%	15.58%	15.82%	17.35%	0.00%	0.00%	17.50%
Worst month	-	-6.00%	-6.00%	-6.00%	-9.64%	-10.19%	0.00%	-10.19%
Best month	-	6.06%	6.06%	8.25%	11.46%	11.46%	0.00%	11.46%
Maximum loss	-2.00%	-9.26%	-9.26%	-12.03%	-15.74%	0.00%	0.00%	-

## Distribution permission

Austria, Germany, Switzerland, Luxembourg

<sup>1</sup> Important note on update status: The displayed date refers exclusively to the calculation of the NAV.<sup>2</sup> The Mountain-View Data Fund Rating calculates a comparative ranking for funds using yield, volatility and trend data. For more information visit [MVD Funds Rating](#)

DISCLAIMER: The information on this page are for informational purposes only and should neither an offer to sell nor a solicitation for the purchase of the security or recommendation in favor of the security to be understood. baha GmbH assumes no liability despite thorough searches for the accuracy of the data.

Funds data from: [www.mountain-view.com](#). Fact Sheet created by: [www.baha.com](#)

Created: 06/05/2024

## GS Japan Eq.Pf.R USD / LU2445929537 / A3DEU6 / Goldman Sachs AM BV

### Investment strategy

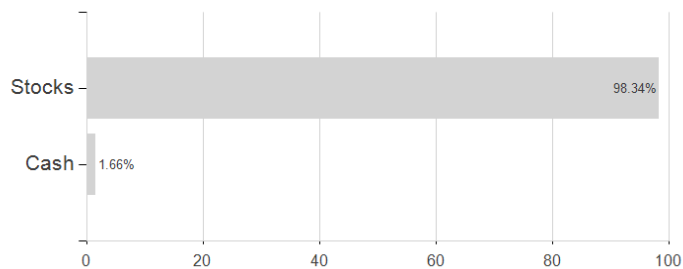
The Portfolio will mostly hold shares or similar instruments relating to Japanese companies. Such companies are either based in or earn most of their profits or revenues from Japan. The Portfolio may also invest in companies which are based anywhere in the world. The Portfolio will typically invest in 60-120 companies. The Portfolio will not invest more than 33% of its assets in bonds issued by corporate or government entities, convertibles (securities that can be converted into other types of securities), money market instruments and non-share related instruments. The Portfolio may use derivative instruments for efficient portfolio management purposes, to help manage risks and for investment purposes in order to seek to increase return. A derivative instrument is a contract between two or more parties whose value depends on the rise and fall of other underlying assets. Shares in the Portfolio may be redeemed daily (on each business day) on demand. The Portfolio is actively managed and references the TOPIX (JPY) (the "Benchmark") for the purposes of setting discretionary internal risk thresholds which may reference deviations from the Benchmark.

### Investment goal

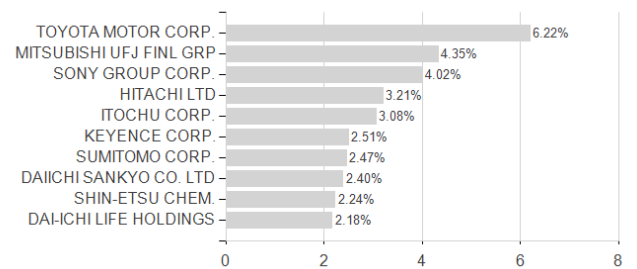
The Portfolio seeks to provide capital growth over the longer term.

### Assessment Structure

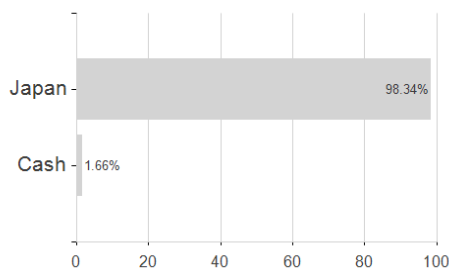
#### Assets



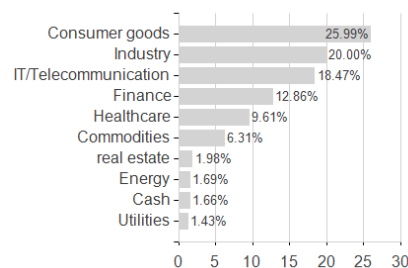
#### Largest positions



#### Countries



#### Branches



#### Currencies

