

## BGF Global Allocation F.A9 SGD H / LU2354320645 / A3CSCL / BlackRock (LU)

| Last 05/23/2024 <sup>1</sup> | Region    | Branch              | Type of yield   | Type       |
|------------------------------|-----------|---------------------|-----------------|------------|
| 8.97 SGD                     | Worldwide | Mixed Fund/Balanced | paying dividend | Mixed Fund |



## Risk key figures

SRI 1 2 3 4 5 6 7

Mountain-View Funds Rating<sup>2</sup> EDA<sup>3</sup>

69

## Yearly Performance

2023 +10.57%

2022 -17.04%

| Master data         |   | Conditions             |          | Other figures  |              |
|---------------------|---|------------------------|----------|--|--------------|
| Fund type           | Single fund                                 | Issue surcharge        | 5.00%    | Minimum investment   | USD 5,000.00 |
| Category            | Mixed Fund                                  | Planned administr. fee | 0.00%    | Savings plan   | -            |
| Sub category        | Mixed Fund/Balanced                         | Deposit fees           | 0.45%    | UCITS / OGAW   | Yes          |
| Fund domicile       | Luxembourg                                  | Redemption charge      | 0.00%    | Performance fee  | 0.00%        |
| Tranch volume       | -   | Ongoing charges        | -        | Redeployment fee   | 0.00%        |
| Total volume        | (05/23/2024) USD 15,050.49 mill.            | Dividends              |          | Investment company   |              |
| Launch date         | 6/30/2021                                   | 28.03.2024             | 0.06 SGD | BlackRock (LU)<br>35a Avenue JF Kennedy, 1855, Luxembourg<br>Luxembourg<br><a href="https://www.blackrock.com">https://www.blackrock.com</a> |              |
| KESr report funds   | No  | 29.12.2023             | 0.06 SGD |  |              |
| Business year start | 01.09.                                      | 29.09.2023             | 0.06 SGD |  |              |
| Sustainability type | -   | 30.06.2023             | 0.07 SGD |  |              |
| Fund manager        | Russ Koesterich, David Clayton, Rick Rieder | 31.03.2023             | 0.06 SGD |  |              |

| Performance      | 1M     | 6M     | YTD    | 1Y      | 2Y      | 3Y     | 5Y    | Since start |
|------------------|--------|--------|--------|---------|---------|--------|-------|-------------|
| Performance      | +3.46% | +9.84% | +4.68% | +11.34% | +11.18% | -      | -     | -4.14%      |
| Performance p.a. | -      | -      | -      | +11.31% | +5.44%  | -      | -     | -1.45%      |
| Sharpe ratio     | 5.17   | 2.07   | 1.02   | 0.89    | 0.16    | -      | -     | -0.49       |
| Volatility       | 9.17%  | 8.23%  | 8.46%  | 8.42%   | 10.34%  | 0.00%  | 0.00% | 10.85%      |
| Worst month      | -      | -2.90% | -2.90% | -3.59%  | -6.84%  | -6.84% | 0.00% | -6.84%      |
| Best month       | -      | 6.40%  | 4.55%  | 6.40%   | 6.40%   | 6.40%  | 0.00% | 6.40%       |
| Maximum loss     | -1.15% | -4.29% | -4.29% | -8.86%  | -12.79% | 0.00%  | 0.00% | -           |

## Distribution permission

Austria, Germany, Switzerland, Luxembourg

<sup>1</sup> Important note on update status: The displayed date refers exclusively to the calculation of the NAV.<sup>2</sup> The Mountain-View Data Fund Rating calculates a comparative ranking for funds using yield, volatility and trend data. For more information visit [MVD Funds Rating](#)<sup>3</sup> Displays the Ethical-Dynamical Ratio calculated according to standard criteria. The maximum value is 100. For more information visit [EDA](#)

## BGF Global Allocation F.A9 SGD H / LU2354320645 / A3CSCL / BlackRock (LU)

### Investment strategy

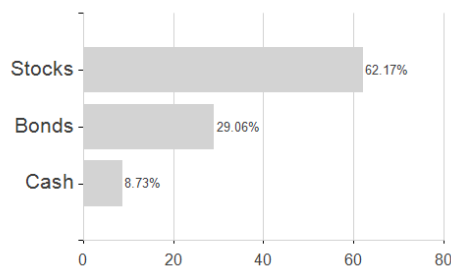
The Fund may also invest in companies that are small in size and are at a relatively early stage in their development. The Fund will generally aim to invest in securities of undervalued companies (i.e. their market price does not reflect their underlying worth). The IA may use financial derivative instruments (FDIs) (i.e. investments the prices of which are based on one or more underlying assets) for investment purposes in order to achieve the investment objective of the Fund, and/or to reduce risk within the Fund's portfolio, reduce investment costs and generate additional income. The Fund may, via FDIs, generate varying amounts of market leverage (i.e. where the Fund gains market exposure in excess of the value of its assets). The Fund is actively managed, and the IA has discretion to select the Fund's investments. In doing so, the IA will refer to a composite benchmark comprising the S&P 500 (36%), FTSE World (ex-US) (24%), 5 Yr US Treasury Note (24%) and FTSE Non-USD World Government Bond Index (16%) (the "Index") when constructing the Fund's portfolio, and also for performance comparison and risk management purposes, as further described in the prospectus. The IA is not bound by the components or weighting of the Index and may also use its discretion to invest in securities not included in the Index. In addition, given the fund's ability to invest in global stocks and global bonds, investors may use the FTSE World Index to compare the performance of the Fund vs. global equities and the FTSE World Government Bond Index to compare the performance of the Fund vs. global bonds (and the IA intends to include these comparisons in its reports on the Fund from time to time). The Fund invests in fixed income securities and equity securities and so the value of your investment may be affected by the factors which impact the value of those asset classes. The return on your investment in the Fund is directly related to the value of the underlying assets of the Fund, less...

### Investment goal

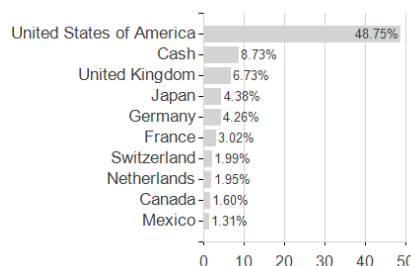
The Fund aims to maximise the return on your investment through a combination of capital growth and income on the Fund's assets. The Fund invests globally at least 70% of its total assets in equity securities (e.g. shares) and fixed income (FI) securities in normal market conditions. FI securities include bonds and money market instruments (i.e. debt securities with short term maturities). It may also hold deposits and cash. Subject to the above, the asset classes and the extent to which the Fund is invested in these may vary without limit depending on market conditions. The FI securities may be issued by governments, government agencies, companies and supranationals (e.g. the International Bank for Reconstruction and Development) and may include securities with a relatively low credit rating or which are unrated.

### Assessment Structure

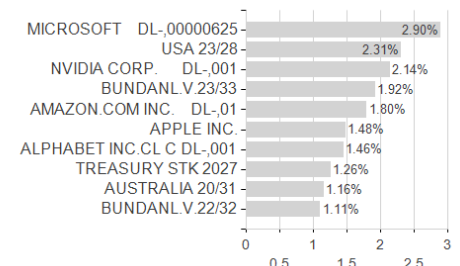
#### Assets



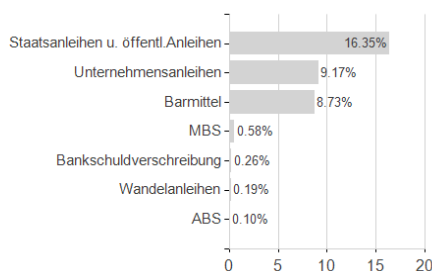
#### Countries



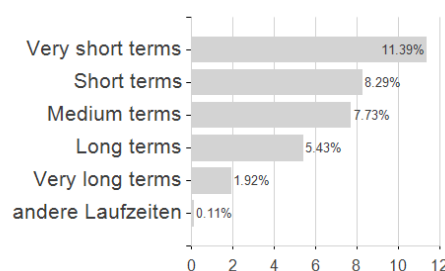
#### Largest positions



#### Issuer



#### Duration



#### Currencies

