

## BGF Systematic Gl.Eq.H.Inc.Fd.A8 H / LU1116320497 / A2JCQY / BlackRock (LU)

| Last 05/22/2024 <sup>1</sup> | Region    | Branch        | Type of yield   | Type        |
|------------------------------|-----------|---------------|-----------------|-------------|
| 8.29 CAD                     | Worldwide | Mixed Sectors | paying dividend | Equity Fund |



### Risk key figures

SRI 1 2 3 4 5 6 7

Mountain-View Funds Rating<sup>2</sup> EDA<sup>3</sup>

66

### Yearly Performance

|      |         |
|------|---------|
| 2023 | +14.59% |
| 2022 | -15.67% |
| 2021 | +14.40% |

| Master data         |  | Conditions             |          | Other figures  |              |
|---------------------|--|------------------------|----------|--|--------------|
| Fund type           | Single fund                                | Issue surcharge        | 5.00%    | Minimum investment   | USD 5,000.00 |
| Category            | Equity                                     | Planned administr. fee | 0.00%    | Savings plan   | -            |
| Sub category        | Mixed Sectors                              | Deposit fees           | 0.45%    | UCITS / OGAW   | Yes          |
| Fund domicile       | Luxembourg                                 | Redemption charge      | 0.00%    | Performance fee  | 0.00%        |
| Tranch volume       | -  | Ongoing charges        | -        | Redeployment fee   | 0.00%        |
| Total volume        | (05/21/2024) USD 5,629.95 mill.            | <b>Dividends</b>       |          | <b>Investment company</b>  |              |
| Launch date         | 10/8/2014                                  | 30.04.2024             | 0.05 CAD | BlackRock (LU)<br>35a Avenue JF Kennedy, 1855, Luxembourg<br>Luxembourg<br>https://www.blackrock.com |              |
| KESt report funds   | No   | 28.03.2024             | 0.05 CAD |  |              |
| Business year start | 01.09.                                     | 29.02.2024             | 0.05 CAD |  |              |
| Sustainability type | -  | 31.01.2024             | 0.05 CAD |  |              |
| Fund manager        | Robert Fisher, Andrew Huzzey, Muzo Kayacan | 29.12.2023             | 0.05 CAD |  |              |

| Performance      | 1M     | 6M      | YTD    | 1Y      | 2Y      | 3Y      | 5Y    | Since start |
|------------------|--------|---------|--------|---------|---------|---------|-------|-------------|
| Performance      | +5.94% | +13.57% | +9.28% | +17.45% | +20.68% | +12.27% | -     | +20.81%     |
| Performance p.a. | -      | -       | -      | +17.40% | +9.85%  | +3.94%  | -     | +5.79%      |
| Sharpe ratio     | 10.95  | 3.32    | 2.69   | 1.57    | 0.50    | 0.01    | -     | 0.16        |
| Volatility       | 8.95%  | 7.66%   | 8.18%  | 8.67%   | 12.04%  | 12.42%  | 0.00% | 12.29%      |
| Worst month      | -      | -2.37%  | -2.37% | -2.63%  | -8.49%  | -8.49%  | 0.00% | -8.49%      |
| Best month       | -      | 6.16%   | 4.28%  | 6.16%   | 6.16%   | 6.16%   | 0.00% | 6.16%       |
| Maximum loss     | -1.25% | -4.15%  | -4.15% | -6.66%  | -15.39% | -23.33% | 0.00% | -           |

### Distribution permission

Austria, Germany, Switzerland

<sup>1</sup> Important note on update status: The displayed date refers exclusively to the calculation of the NAV.

<sup>2</sup> The Mountain-View Data Fund Rating calculates a comparative ranking for funds using yield, volatility and trend data. For more information visit [MVD Funds Rating](#)

<sup>3</sup> Displays the Ethical-Dynamical Ratio calculated according to standard criteria. The maximum value is 100. For more information visit [EDA](#)

## BGF Systematic Gl.Eq.H.Inc.Fd.A8 H / LU1116320497 / A2JCQY / BlackRock (LU)

### Investment strategy

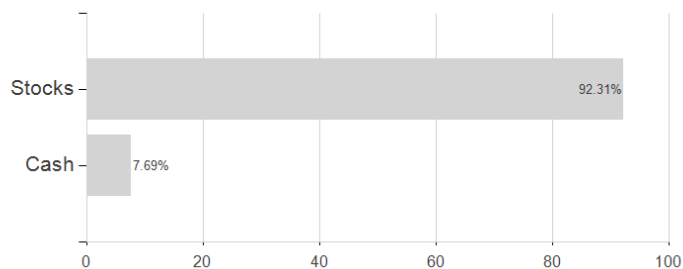
The investment adviser (IA) may use financial derivative instruments (FDIs) (i.e. investments the prices of which are based on one or more underlying assets) for investment purposes in order to achieve the investment objective of the Fund, and/or to reduce risk within the Fund's portfolio, reduce investment costs and generate additional income. The Fund may, via FDIs, generate varying amounts of market leverage (i.e. where the Fund gains market exposure in excess of the value of its assets).

### Investment goal

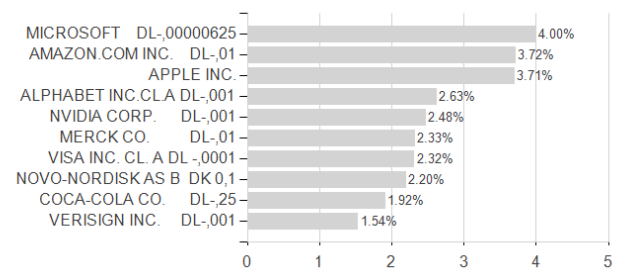
The Fund aims to generate a high level of income on your investment. The Fund invests globally at least 70% of its total assets in equity securities (e.g. shares). In order to achieve its investment objective and policy, the Fund will invest in a variety of investment strategies and instruments. In particular, the Fund will use quantitative (i.e. mathematical or statistical) models in order to achieve a systematic (i.e. rule based) approach to stock selection. This means that stocks will be selected based on their expected contribution to portfolio returns when risk and transaction cost forecasts are taken into account.

### Assessment Structure

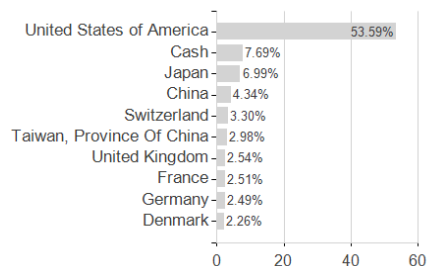
#### Assets



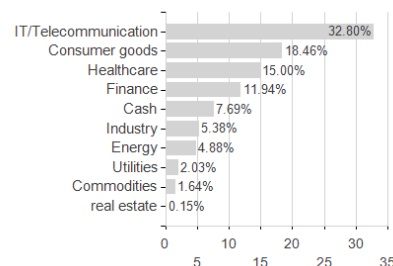
#### Largest positions



#### Countries



#### Branches



#### Currencies

