

## BGF Systematic Gl.Eq.H.Inc.Fd.A2 H / LU2315843826 / A2QR9D / BlackRock (LU)

Last 05/27/2024 <sup>1</sup>	Region	Branch	Type of yield	Type
10.81 CHF	Worldwide	Mixed Sectors	reinvestment	Equity Fund



### Risk key figures

SRI 1 2 3 4 5 6 7

Mountain-View Funds Rating<sup>2</sup> EDA<sup>3</sup>

66

### Yearly Performance

2023 +10.69%

2022 -17.47%

Master data		Conditions		Other figures	
Fund type	Single fund	Issue surcharge	5.00%	Minimum investment	USD 5,000.00
Category	Equity	Planned administr. fee	0.00%	Savings plan	-
Sub category	Mixed Sectors	Deposit fees	0.45%	UCITS / OGAW	Yes
Fund domicile	Luxembourg	Redemption charge	0.00%	Performance fee	0.00%
Tranch volume	-	Ongoing charges	-	Redeployment fee	0.00%
Total volume	(05/27/2024) USD 5,830.30 mill.	Dividends		Investment company	
Launch date	3/31/2021	BlackRock (LU)			
KESr report funds	Yes	35a Avenue JF Kennedy, 1855, Luxemburg			
Business year start	01.09.	Luxembourg			
Sustainability type	-	https://www.blackrock.com			
Fund manager	Robert Fisher, Andrew Huzzey, Muzo Kayacan				

Performance	1M	6M	YTD	1Y	2Y	3Y	5Y	Since start
Performance	+3.74%	+11.44%	+7.67%	+14.76%	+9.30%	+3.84%	-	+8.10%
Performance p.a.	-	-	-	+14.84%	+4.54%	+1.26%	-	+2.50%
Sharpe ratio	8.35	2.63	1.99	1.28	0.06	-0.21	-	-0.11
Volatility	6.91%	7.85%	8.27%	8.67%	11.99%	12.35%	0.00%	12.24%
Worst month	-	-2.62%	-2.62%	-3.00%	-8.61%	-8.61%	0.00%	-8.61%
Best month	-	5.67%	3.84%	5.67%	5.67%	5.67%	0.00%	5.67%
Maximum loss	-0.55%	-4.30%	-4.30%	-7.39%	-16.18%	-24.32%	0.00%	-

### Distribution permission

Austria, Germany, Switzerland

<sup>1</sup> Important note on update status: The displayed date refers exclusively to the calculation of the NAV.

<sup>2</sup> The Mountain-View Data Fund Rating calculates a comparative ranking for funds using yield, volatility and trend data. For more information visit [MVD Funds Rating](#)

DISCLAIMER: The information on this page are for informational purposes only and should neither an offer to sell nor a solicitation for the purchase of the security or recommendation in favor of the security to be understood. baha GmbH assumes no liability despite thorough searches for the accuracy of the data.

Funds data from: [www.mountain-view.com](#). Fact Sheet created by: [www.baha.com](#)

Created: 05/28/2024

## BGF Systematic Gl.Eq.H.Inc.Fd.A2 H / LU2315843826 / A2QR9D / BlackRock (LU)

3 Displays the Ethical-Dynamical Ratio calculated according to standard criteria. The maximum value is 100. For more information visit [EDA](#)

### Investment strategy

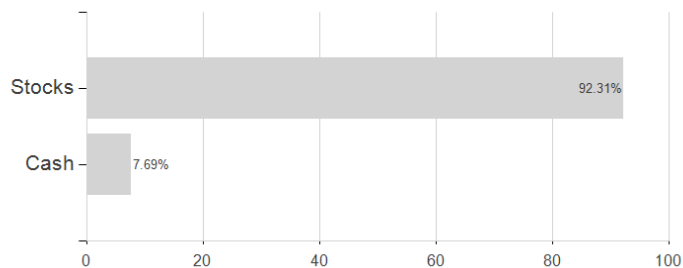
The investment adviser (IA) may use financial derivative instruments (FDIs) (i.e. investments the prices of which are based on one or more underlying assets) for investment purposes in order to achieve the investment objective of the Fund, and/or to reduce risk within the Fund's portfolio, reduce investment costs and generate additional income. The Fund may, via FDIs, generate varying amounts of market leverage (i.e. where the Fund gains market exposure in excess of the value of its assets).

### Investment goal

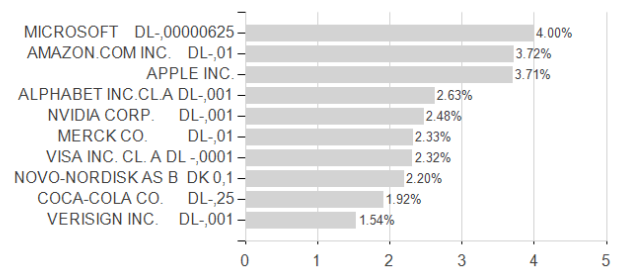
The Fund aims to generate a high level of income on your investment. The Fund invests globally at least 70% of its total assets in equity securities (e.g. shares). In order to achieve its investment objective and policy, the Fund will invest in a variety of investment strategies and instruments. In particular, the Fund will use quantitative (i.e. mathematical or statistical) models in order to achieve a systematic (i.e. rule based) approach to stock selection. This means that stocks will be selected based on their expected contribution to portfolio returns when risk and transaction cost forecasts are taken into account.

### Assessment Structure

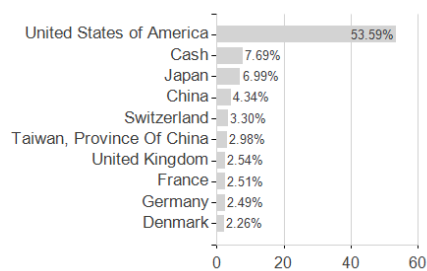
#### Assets



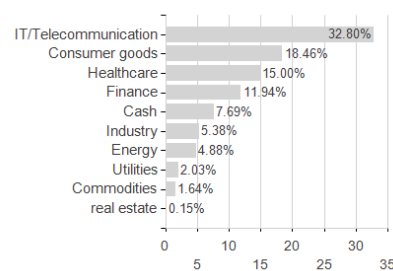
#### Largest positions



#### Countries



#### Branches



#### Currencies

