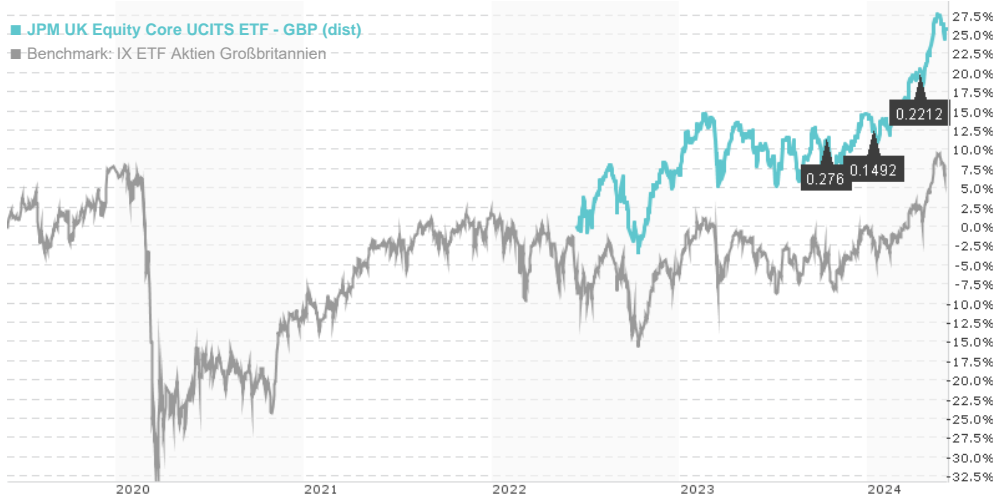


## JPM UK Equity Core UCITS ETF - GBP (dist) / IE000TZT3JJ0 / A3DMXS / JPMorgan AM (EU)

Last 06/03/2024 <sup>1</sup>	Country	Branch	Type of yield	Type
29.05 GBP	United Kingdom	ETF Stocks	paying dividend	Alternative Investm.

■ JPM UK Equity Core UCITS ETF - GBP (dist)  
■ Benchmark: IX ETF Aktien Großbritannien



### Risk key figures

SRI 1 2 3 4 5 6 7

Mountain-View Funds Rating<sup>2</sup> EDA<sup>3</sup>

- 54

### Yearly Performance

2023 +7.54%

Master data		Conditions		Other figures	
Fund type	Single fund	Issue surcharge	0.00%	Minimum investment	UNT 1
Category	Equity	Planned administr. fee	0.00%	Savings plan	-
Sub category	ETF Stocks	Deposit fees	0.00%	UCITS / OGAW	Yes
Fund domicile	Ireland	Redemption charge	0.00%	Performance fee	0.00%
Tranch volume	-	Ongoing charges	-	Redeployment fee	0.00%
Total volume	(06/03/2024) GBP 216.51 mill.	Dividends		Investment company	
Launch date	6/14/2022	11.04.2024	0.22 GBP	JPMorgan AM (EU) PO Box 275, 2012, Luxembourg Luxembourg <a href="https://www.jpmorganassetmanagement.de">https://www.jpmorganassetmanagement.de</a>	
KESr report funds	Yes	11.01.2024	0.15 GBP		
Business year start	01.01.	12.10.2023	0.28 GBP		
Sustainability type	-	13.07.2023	0.27 GBP		
Fund manager	James Illsley, Callum Abbot, Zachariah Chadwick, Christopher Llewelyn	13.04.2023	0.14 GBP		

Performance	1M	6M	YTD	1Y	2Y	3Y	5Y	Since start
Performance	+1.65%	+13.38%	+9.53%	+13.96%	+25.79%	-	-	+25.79%
Performance p.a.	-	-	-	+14.00%	+12.37%	-	-	+12.37%
Sharpe ratio	2.29	2.85	2.28	1.01	-	-	-	0.74
Volatility	7.63%	8.79%	8.98%	10.13%	0.00%	0.00%	0.00%	11.57%
Worst month	-	-0.98%	-0.98%	-3.85%	-4.67%	0.00%	0.00%	-4.67%
Best month	-	4.84%	4.84%	4.84%	7.28%	0.00%	0.00%	7.28%
Maximum loss	-2.53%	-3.56%	-3.39%	-5.73%	0.00%	0.00%	0.00%	-

### Distribution permission

Austria, Germany, Switzerland

<sup>1</sup> Important note on update status: The displayed date refers exclusively to the calculation of the NAV.

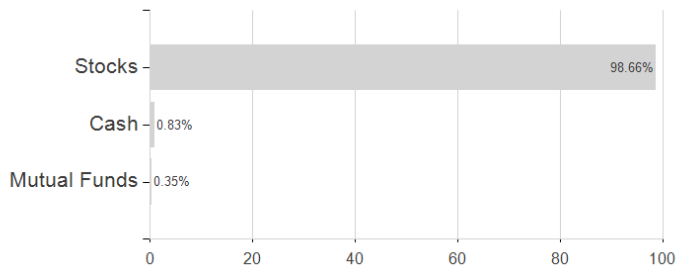
<sup>2</sup> The Mountain-View Data Fund Rating calculates a comparative ranking for funds using yield, volatility and trend data. For more information visit [MVD Funds Rating](#)

<sup>3</sup> Displays the Ethical-Dynamical Ratio calculated according to standard criteria. The maximum value is 100. For more information visit [EDA](#)

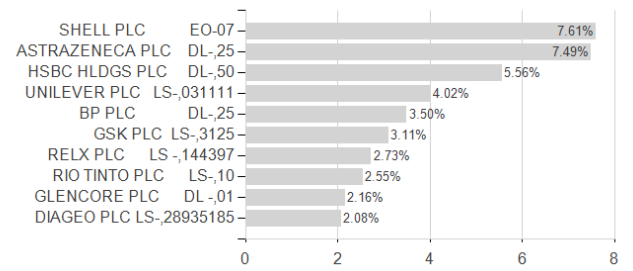
## JPM UK Equity Core UCITS ETF - GBP (dist) / IE000TZT3JJ0 / A3DMXS / JPMorgan AM (EU)

### Assessment Structure

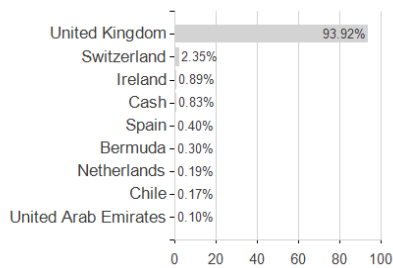
#### Assets



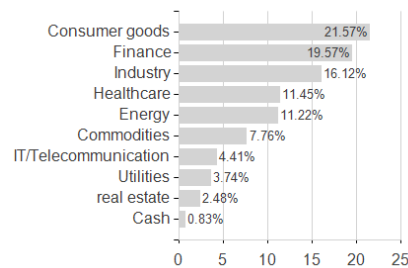
#### Largest positions



#### Countries



#### Branches



#### Currencies

