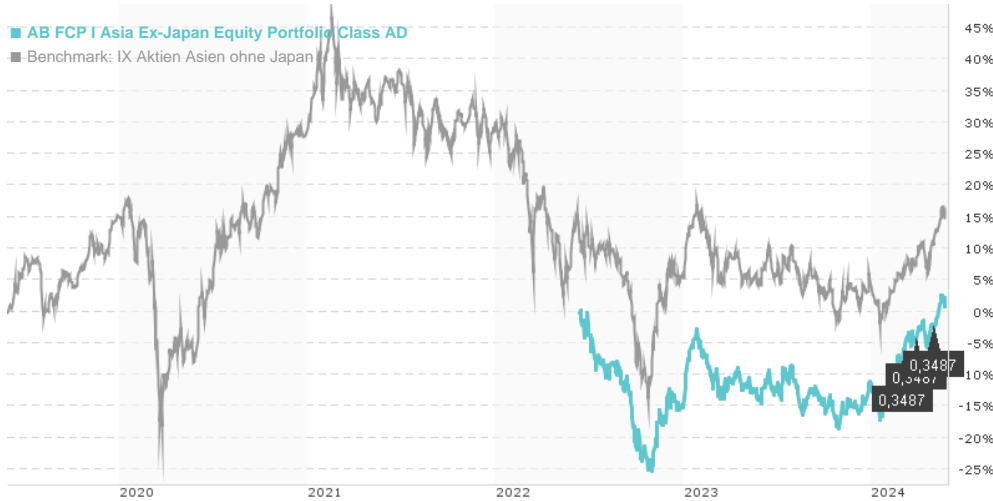


AB FCP I Asia Ex-Japan Equity Portfolio Class AD / LU0469268626 / A3CP0K / AllianceBernstein LU

Last 05/24/2024 ¹	Region	Branch	Type of yield	Type
115.77 HKD	Asia (excl. Japan)	Mixed Sectors	paying dividend	Equity Fund

■ AB FCP I Asia Ex-Japan Equity Portfolio Class AD
■ Benchmark: IX Aktien Asien ohne Japan



Risk key figures

SRI 1 2 3 4 5 6 7

Mountain-View Funds Rating²EDA³ 75

Yearly Performance

2023 +4.87%

Master data		Conditions		Other figures	
Fund type	Single fund	Issue surcharge	5.00%	Minimum investment	HKD 15,000.00
Category	Equity	Planned administr. fee	0.00%	Savings plan	-
Sub category	Mixed Sectors	Deposit fees	0.00%	UCITS / OGAW	Yes
Fund domicile	Luxembourg	Redemption charge	0.00%	Performance fee	0.00%
Tranch volume	(05/24/2024) USD 106.98 mill.	Ongoing charges	-	Redeployment fee	0.00%
Total volume	(05/24/2024) USD 363.59 mill.	Dividends		Investment company	
Launch date	11/30/2009	30.04.2024	0.35 HKD	AllianceBernstein LU 2-4, rue Eugene Ruppert, 2453, Luxembourg Luxembourg https://www.alliancebernstein.com	
KESr report funds	No	28.03.2024	0.35 HKD		
Business year start	01.09.	29.02.2024	0.35 HKD		
Sustainability type	-	31.01.2024	0.35 HKD		
Fund manager	Rae Stuart	29.12.2023	0.35 HKD		

Performance	1M	6M	YTD	1Y	2Y	3Y	5Y	Since start
Performance	+4.06%	+18.45%	+13.22%	+16.63%	+0.91%	-	-	+0.91%
Performance p.a.	-	-	-	+16.58%	+0.47%	-	-	+0.47%
Sharpe ratio	5.12	2.70	2.37	0.89	-	-	-	-0.20
Volatility	11.42%	13.65%	14.12%	14.35%	0.00%	0.00%	0.00%	16.69%
Worst month	-	-3.21%	-3.21%	-5.67%	-13.12%	0.00%	0.00%	-13.12%
Best month	-	6.93%	6.93%	6.93%	15.73%	0.00%	0.00%	15.73%
Maximum loss	-1.71%	-6.88%	-6.46%	-11.05%	0.00%	0.00%	0.00%	-

Distribution permission

Austria, Germany, Switzerland

¹ Important note on update status: The displayed date refers exclusively to the calculation of the NAV.

² The Mountain-View Data Fund Rating calculates a comparative ranking for funds using yield, volatility and trend data. For more information visit [MVD Funds Rating](#)

³ Displays the Ethical-Dynamical Ratio calculated according to standard criteria. The maximum value is 100. For more information visit [EDA](#)

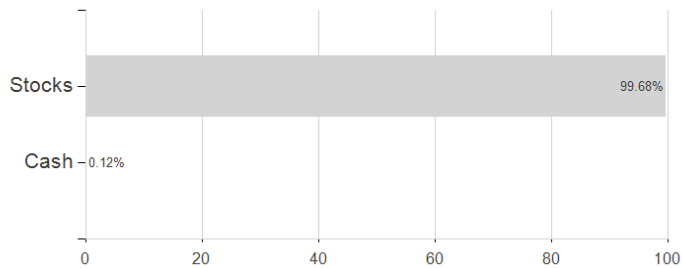
AB FCP I Asia Ex-Japan Equity Portfolio Class AD / LU0469268626 / A3CP0K / AllianceBernstein LU

Investment goal

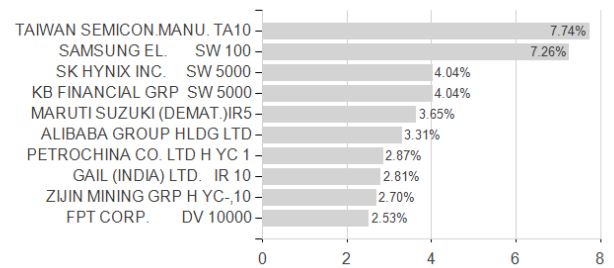
The Portfolio seeks to capture misvaluations through an investment process which integrates fundamental and quantitative research to determine expected returns, in an effort to generate a performance premium. Based on our intensive research, we select approximately 60 to 100 stocks in the Asia ex Japan region that are trading at a discount to their long-term earnings-power potential.

Assessment Structure

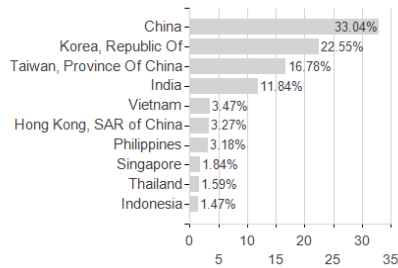
Assets



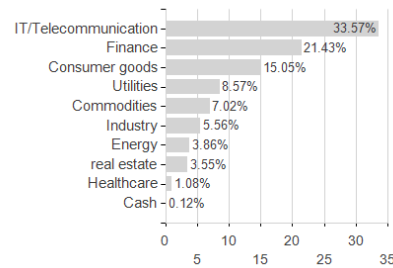
Largest positions



Countries



Branches



Currencies

