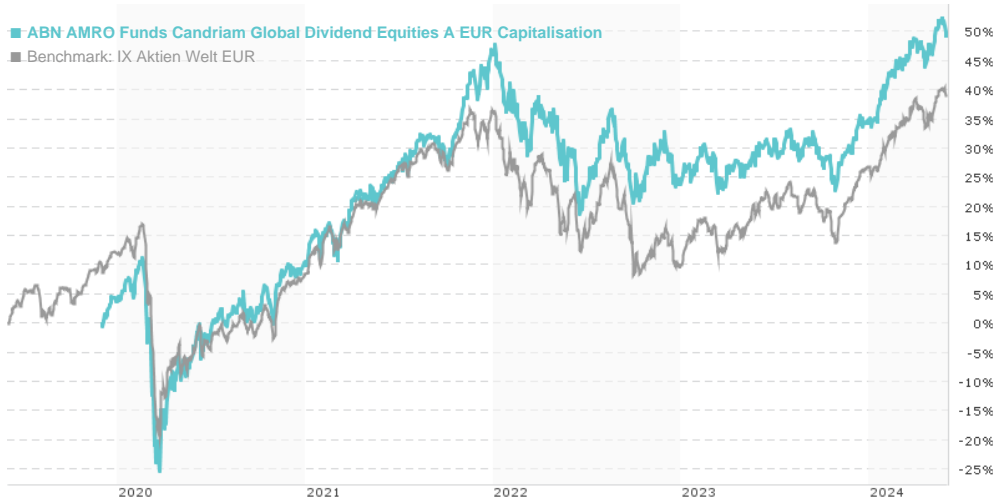


ABN AMRO Funds Candriam Global Dividend Equities A EUR Capitalisation / LU1890802801 / ABN010 / ABN AMRO

Last 05/30/2024 ¹	Region	Branch	Type of yield	Type
149.51 EUR	Worldwide	Mixed Sectors	reinvestment	Equity Fund

■ ABN AMRO Funds Candriam Global Dividend Equities A EUR Capitalisation
■ Benchmark: IX Aktien Welt EUR



Risk key figures

SRI 1 2 3 4 5 6 7

Mountain-View Funds Rating²

EDA³

▲ ▲ ▲ ▲ ▲ ▲

Yearly Performance

2023	+8.81%
2022	-15.21%
2021	+32.18%
2020	+6.58%

Master data		Conditions		Other figures	
Fund type	Single fund	Issue surcharge	5.00%	Minimum investment	EUR 100.00
Category	Equity	Planned administr. fee	0.00%	Savings plan	-
Sub category	Mixed Sectors	Deposit fees	0.00%	UCITS / OGAW	Yes
Fund domicile	Luxembourg	Redemption charge	1.00%	Performance fee	0.00%
Tranch volume	(05/30/2024) EUR 25.90 mill.	Ongoing charges	-	Redeployment fee	0.00%
Total volume	-	Dividends		Investment company	
Launch date	12/2/2019	ABN AMRO Inv. Sol.			
KESt report funds	No				
Business year start	01.01.				
Sustainability type	-	https://www.abnamroinvestmentsolutions.com			
Fund manager	-				

<https://www.abnamroinvestmentsolutions.com>

Performance	1M	6M	YTD	1Y	2Y	3Y	5Y	Since start
Performance	+2.06%	+14.45%	+10.77%	+15.50%	+15.14%	+21.14%	-	+49.51%
Performance p.a.	-	-	-	+15.45%	+7.29%	+6.61%	-	+9.36%
Sharpe ratio	3.00	3.20	2.88	1.29	0.29	0.22	-	0.33
Volatility	8.14%	8.59%	8.57%	9.05%	12.16%	12.80%	0.00%	17.10%
Worst month	-	-1.67%	-1.67%	-2.58%	-6.72%	-6.72%	-12.39%	-12.39%
Best month	-	4.58%	3.89%	4.58%	8.50%	8.50%	9.30%	9.30%
Maximum loss	-1.99%	-3.32%	-3.32%	-7.83%	-11.82%	-19.64%	0.00%	-

Distribution permission

Luxembourg

¹ Important note on update status: The displayed date refers exclusively to the calculation of the NAV.

² The Mountain-View Data Fund Rating calculates a comparative ranking for funds using yield, volatility and trend data. For more information visit [MVD Funds Rating](#)

³ Displays the Ethical-Dynamical Ratio calculated according to standard criteria. The maximum value is 100. For more information visit [EDA](#)

ABN AMRO Funds Candriam Global Dividend Equities A EUR Capitalisation / LU1890802801 / ABN010 / ABN AMRO

Investment strategy

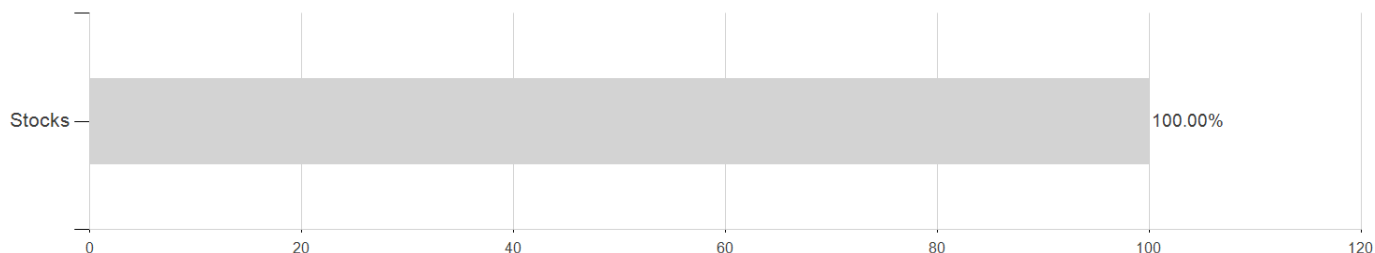
The Fund seeks to increase the value of its assets over the long term by investing predominantly in transferable equity securities such as equities, other equity shares such as co-operative shares and participation certificates issued by, or warrants on transferable equity securities of, companies which are located worldwide (including emerging markets) and from any economic sector. The minimum asset allocation in such securities on a consolidated basis (direct and indirect investments) will be of 60% of the Fund's net assets. Moreover, the minimum Fund's investment in equity securities will be of 75% of the net assets of the Fund.

Investment goal

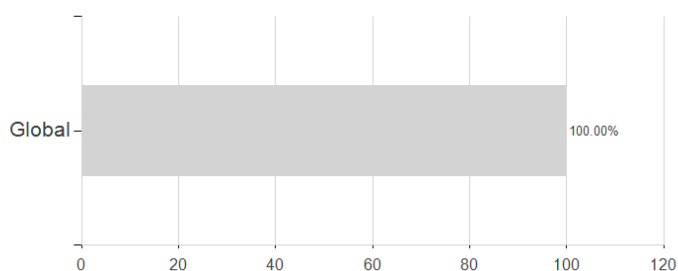
Candriam Global Dividend Equities belongs to the category of Single Manager Funds.

Assessment Structure

Assets



Countries



Branches

