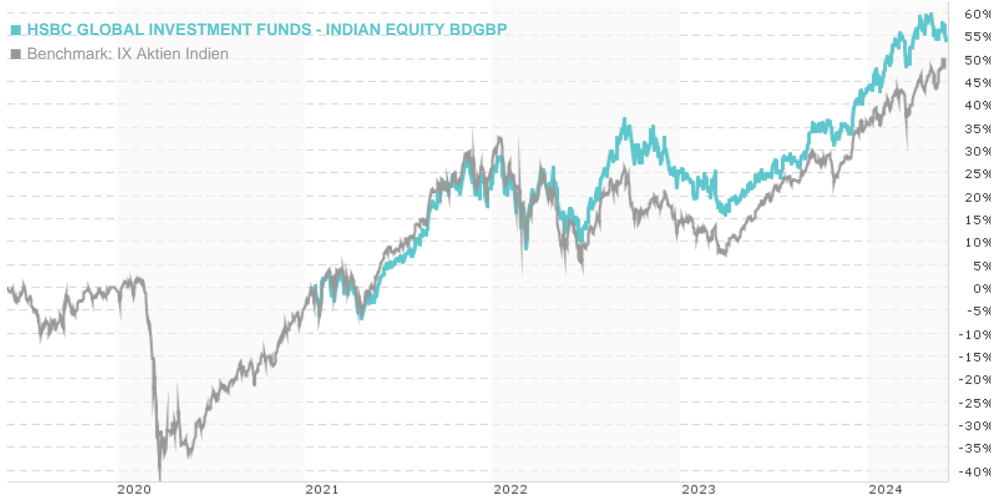


HSBC GLOBAL INVESTMENT FUNDS - INDIAN EQUITY BDGBP / LU0854289187 / HS0315 / HSBC Inv. Funds (LU)

Last 05/30/2024 ¹	Country	Branch	Type of yield	Type
27.33 GBP	India	Mixed Sectors	paying dividend	Equity Fund

■ HSBC GLOBAL INVESTMENT FUNDS - INDIAN EQUITY BDGBP
■ Benchmark: IX Aktien Indien



Risk key figures

SRI 1 2 3 4 5 6 7

Mountain-View Funds Rating² EDA³

53

Yearly Performance

2023	+14.34%
2022	+1.25%
2021	+23.90%

Master data		Conditions		Other figures	
Fund type	Single fund	Issue surcharge	5.00%	Minimum investment	USD 5,000.00
Category	Equity	Planned administr. fee	0.00%	Savings plan	-
Sub category	Mixed Sectors	Deposit fees	0.00%	UCITS / OGAW	Yes
Fund domicile	Luxembourg	Redemption charge	0.00%	Performance fee	0.00%
Tranch volume	(05/30/2024) USD 1.46 mill.	Ongoing charges	-	Redeployment fee	0.00%
Total volume	(05/30/2024) USD 1,409.30 mill.	Dividends		Investment company	
Launch date	12/3/2012	HSBC Inv. Funds (LU)			
KESr report funds	No	18, Boulevard de Kockelscheuer, 1821, Luxembourg			
Business year start	01.04.	Luxembourg			
Sustainability type	-	www.assetmanagement.hsbc.lu			
Fund manager	Nilang Mehta, Sanjiv Duggal				

Performance	1M	6M	YTD	1Y	2Y	3Y	5Y	Since start
Performance	-3.08%	+13.88%	+7.49%	+23.81%	+31.34%	+49.62%	-	+54.19%
Performance p.a.	-	-	-	+23.74%	+14.58%	+14.38%	-	+13.68%
Sharpe ratio	-3.43	2.12	1.24	1.77	0.74	0.66	-	0.59
Volatility	10.32%	12.37%	12.51%	11.28%	14.59%	15.99%	0.00%	16.62%
Worst month	-	-3.08%	-3.08%	-3.08%	-5.89%	-5.89%	0.00%	-5.89%
Best month	-	5.95%	5.95%	5.95%	9.66%	9.66%	0.00%	9.66%
Maximum loss	-3.58%	-4.66%	-4.66%	-4.66%	-15.44%	-15.52%	0.00%	-

Distribution permission

Austria, Germany, Switzerland, Luxembourg

¹ Important note on update status: The displayed date refers exclusively to the calculation of the NAV.

² The Mountain-View Data Fund Rating calculates a comparative ranking for funds using yield, volatility and trend data. For more information visit [MVD Funds Rating](#)

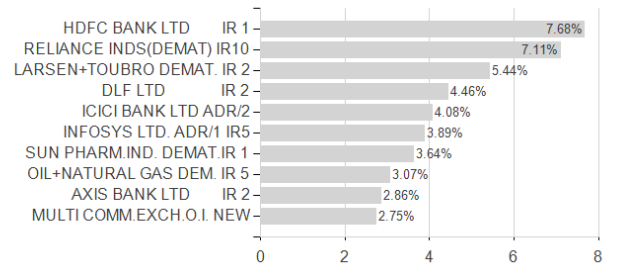
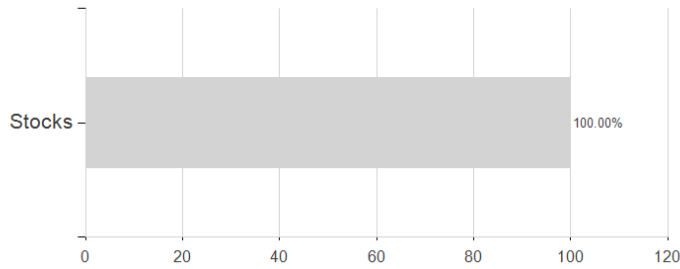
³ Displays the Ethical-Dynamical Ratio calculated according to standard criteria. The maximum value is 100. For more information visit [EDA](#)

HSBC GLOBAL INVESTMENT FUNDS - INDIAN EQUITY BDGBP / LU0854289187 / HS0315 / HSBC Inv. Funds (LU)

Assessment Structure

Assets

Largest positions



Countries

Branches

Currencies

