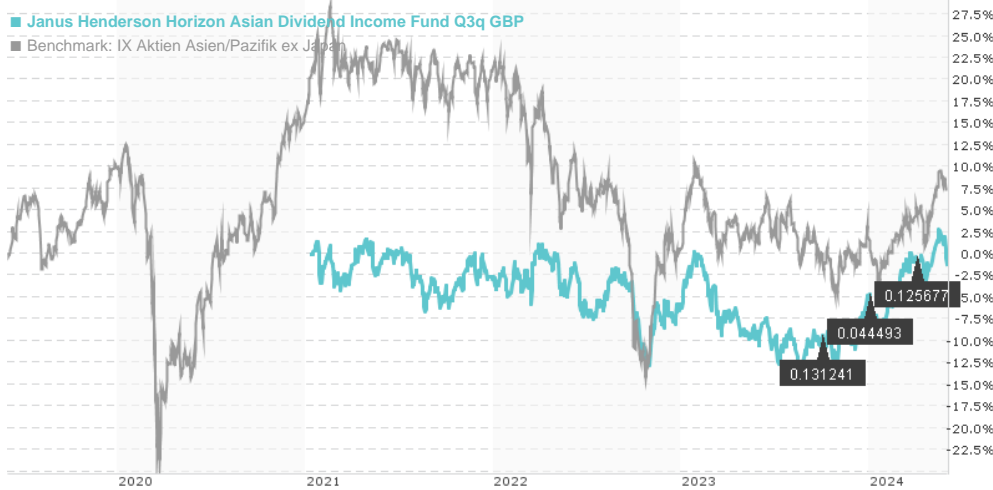


Janus Henderson Horizon Asian Dividend Income Fund Q3q GBP / LU1257158938 / A3EBSL / Janus Henderson Inv.

| Last 05/31/2024 ¹ | Region | Branch | Type of yield | Type |
|------------------------------|-----------------------|---------------|-----------------|-------------|
| 8.95 GBP | Asia/Pacific ex Japan | Mixed Sectors | paying dividend | Equity Fund |

■ Janus Henderson Horizon Asian Dividend Income Fund Q3q GBP
■ Benchmark: IX Aktien Asien/Pazifik ex Japan



Risk key figures

SRI 1 2 3 4 5 6 7

Mountain-View Funds Rating²EDA³ 72

Yearly Performance

| | |
|------|--------|
| 2023 | +1.20% |
| 2022 | -3.33% |
| 2021 | -2.61% |

| Master data | | Conditions | | Other figures | |
|---------------------|------------------------------|------------------------|----------|--|------------------|
| Fund type | Single fund | Issue surcharge | 5.00% | Minimum investment | GBP 6,000,000.00 |
| Category | Equity | Planned administr. fee | 0.00% | Savings plan | - |
| Sub category | Mixed Sectors | Deposit fees | 0.65% | UCITS / OGAW | Yes |
| Fund domicile | Luxembourg | Redemption charge | 1.00% | Performance fee | 10.00% |
| Tranch volume | (05/31/2024) USD 0.697 mill. | Ongoing charges | - | Redeployment fee | 0.00% |
| Total volume | (05/29/2024) USD 77.40 mill. | Dividends | | Investment company | |
| Launch date | 8/3/2015 | 02.04.2024 | 0.13 GBP | Janus Henderson Inv. 201 Bishopsgate, EC2M 3AE, London United Kingdom www.janushenderson.com/ | |
| KESr report funds | No | 02.01.2024 | 0.04 GBP | | |
| Business year start | 01.07. | 02.10.2023 | 0.13 GBP | | |
| Sustainability type | - | 03.07.2023 | 0.16 GBP | | |
| Fund manager | Mike Kerley, Sat Duhra | 03.04.2023 | 0.11 GBP | | |

| Performance | 1M | 6M | YTD | 1Y | 2Y | 3Y | 5Y | Since start |
|------------------|--------|--------|--------|--------|---------|---------|-------|-------------|
| Performance | +0.11% | +9.89% | +3.76% | +9.71% | +0.50% | -0.73% | - | -1.13% |
| Performance p.a. | - | - | - | +9.68% | +0.25% | -0.24% | - | -0.34% |
| Sharpe ratio | -0.25 | 1.63 | 0.53 | 0.56 | -0.29 | -0.34 | - | -0.35 |
| Volatility | 9.80% | 10.43% | 10.59% | 10.55% | 12.40% | 11.94% | 0.00% | 11.86% |
| Worst month | - | -3.27% | -3.27% | -3.27% | -9.92% | -9.92% | 0.00% | -9.92% |
| Best month | - | 5.90% | 5.90% | 5.90% | 8.58% | 8.58% | 0.00% | 8.58% |
| Maximum loss | -3.87% | -5.37% | -5.37% | -7.59% | -14.55% | -15.32% | 0.00% | - |

Distribution permission

Austria, Germany, Switzerland, Luxembourg

¹ Important note on update status: The displayed date refers exclusively to the calculation of the NAV.

² The Mountain-View Data Fund Rating calculates a comparative ranking for funds using yield, volatility and trend data. For more information visit [MVD Funds Rating](#)

³ Displays the Ethical-Dynamical Ratio calculated according to standard criteria. The maximum value is 100. For more information visit [EDA](#)

Janus Henderson Horizon Asian Dividend Income Fund Q3q GBP / LU1257158938 / A3EBSL / Janus Henderson Inv.

Investment strategy

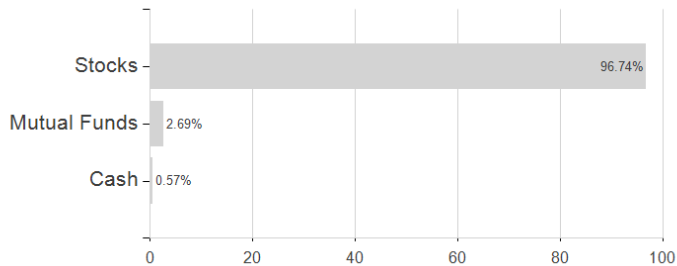
The Fund invests at least two-thirds of its assets in a portfolio of shares (equities) and equity-related securities of companies, of any size, in any industry, in the Asia Pacific region (excluding Japan) and may include China A-Shares. The Fund may also invest in other assets including companies outside this region, cash and money market instruments. The Investment Manager may use derivatives (complex financial instruments) to reduce risk, to manage the Fund more efficiently, or to generate additional income for the Fund.

Investment goal

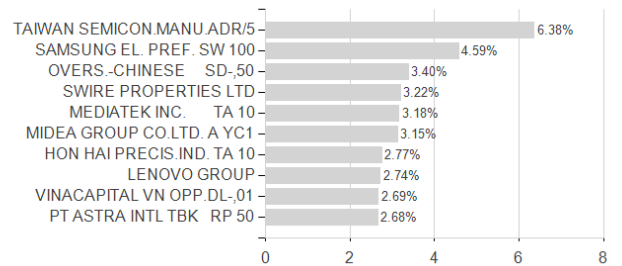
The Fund aims to provide an income in excess of the income generated by the MSCI AC Asia Pacific ex Japan High Dividend Yield Index over any 5 year period with the potential for capital growth over the long term (5 years or more).

Assessment Structure

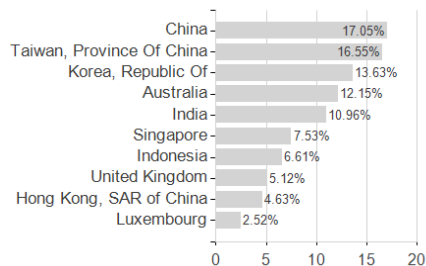
Assets



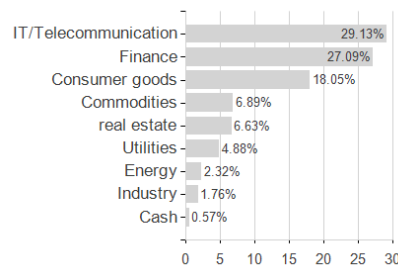
Largest positions



Countries



Branches



Currencies

