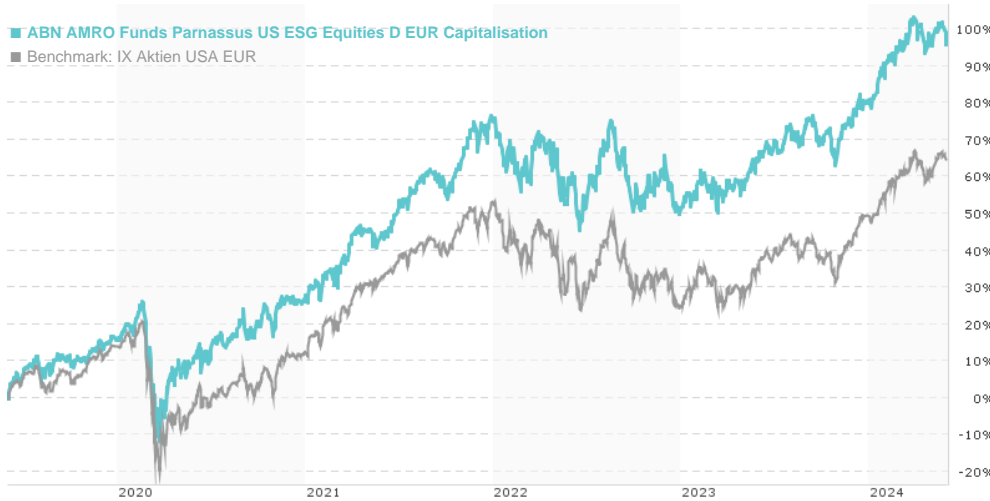


ABN AMRO Funds Parnassus US ESG Equities D EUR Capitalisation / LU1586378710 / A2JBC0 / ABN AMRO Inv. Sol.

Last 05/30/2024 ¹	Country	Branch	Type of yield	Type
229.69 EUR	United States of America	Mixed Sectors	reinvestment	Equity Fund

■ ABN AMRO Funds Parnassus US ESG Equities D EUR Capitalisation
■ Benchmark: IX Aktien USA EUR



Risk key figures

SRI 1 2 3 4 **5** 6 7

Mountain-View Funds Rating² EDA³

▲ ▲ ▲ ▲ ▲ 78

Yearly Performance

2023	+19.82%
2022	-13.68%
2021	+36.82%
2020	+10.45%
2019	+32.44%

Master data		Conditions		Other figures	
Fund type	Single fund	Issue surcharge	5.00%	Minimum investment	EUR 5,000.00
Category	Equity	Planned administr. fee	0.00%	Savings plan	-
Sub category	Mixed Sectors	Deposit fees	0.00%	UCITS / OGAW	Yes
Fund domicile	Luxembourg	Redemption charge	1.00%	Performance fee	0.00%
Tranch volume	(05/30/2024) EUR 3.60 mill.	Ongoing charges	-	Redeployment fee	0.00%
Total volume	-	Dividends		Investment company	
Launch date	1/16/2018	ABN AMRO Inv. Sol.			
KESt report funds	No				
Business year start	01.01.				
Sustainability type	Ethics/ecology	https://www.abnamroinvestmentsolutions.com			
Fund manager	Parnassus Investments				

Performance	1M	6M	YTD	1Y	2Y	3Y	5Y	Since start
Performance	+0.29%	+11.44%	+8.42%	+19.45%	+23.45%	+36.81%	+94.65%	+129.69%
Performance p.a.	-	-	-	+19.40%	+11.09%	+11.02%	+14.24%	+13.94%
Sharpe ratio	-0.02	1.73	1.55	1.34	0.45	0.44	0.52	0.53
Volatility	9.92%	11.95%	11.70%	11.73%	16.19%	16.55%	20.29%	19.16%
Worst month	-	-3.83%	-3.83%	-3.83%	-8.94%	-8.94%	-9.98%	-9.98%
Best month	-	5.54%	4.84%	5.54%	10.34%	10.34%	10.34%	10.34%
Maximum loss	-2.97%	-4.77%	-4.77%	-7.72%	-14.61%	-17.50%	-29.96%	-

Distribution permission

Austria, Germany, Switzerland, Luxembourg

¹ Important note on update status: The displayed date refers exclusively to the calculation of the NAV.

² The Mountain-View Data Fund Rating calculates a comparative ranking for funds using yield, volatility and trend data. For more information visit [MVD Funds Rating](#)

³ Displays the Ethical-Dynamical Ratio calculated according to standard criteria. The maximum value is 100. For more information visit [EDA](#)

ABN AMRO Funds Parnassus US ESG Equities D EUR Capitalisation / LU1586378710 / A2JBC0 / ABN AMRO Inv. Sol.

Investment strategy

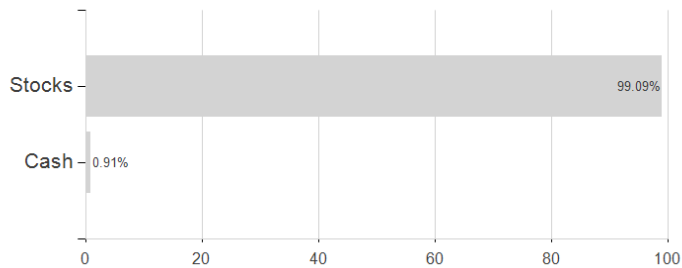
The Fund seeks to increase the value of its assets over the long term by investing predominantly in transferable equity securities such as equities, other equity shares such as co-operative shares and participation certificates issued by, or warrants on transferable equity securities of, companies which are domiciled in or exercise the predominant part of their economic activity in North America. Selection of investments will rely on a combination of financial criteria, as well as Environmental, Social & Governance criteria. The Fund promotes environmental and social characteristics and qualifies as an investment product in accordance with article 8(1) of Regulation (EU) 2019/2088 on sustainability related disclosures in the financial services sector. In that respect, the Fund Manager has set up a process that integrates fundamental and ESG (Environment, Social and Governance) research to assess the business quality and valuation of potential companies. The ESG assessments include both exclusionary screens and a bottom-up ESG evaluation. After implementation of the sustainability filters (exclusions and ESG scoring), the bottom quartile of companies is excluded from the investable universe. Thus, the ESG score of the portfolio is better than the one of the investable universe. The sustainability analysis covers 100% of the securities in portfolio (cash, deposit are not covered by the ESG analysis). As part of the Management Company's Sustainable Investment Policy, the Fund complies with the sets of exclusions applying to article 8 investment product. In addition, the Fund excludes companies involved (over 10% threshold of revenue) I) in the extraction, exploration, production and/or refining of fossil fuels defined by the Portfolio manager as oil and gas (exception: companies that use fossil-based energy to power operations or other), II) in Nuclear Power, III) in the manufacture of Alcohol.

Investment goal

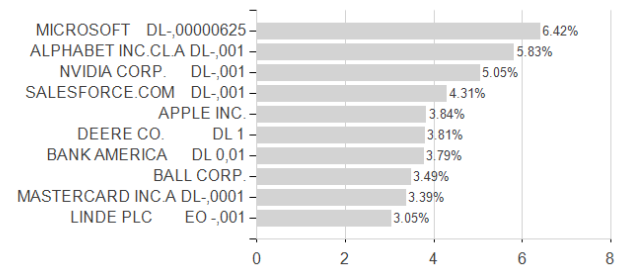
Parnassus US ESG Equities belongs to the category of Single Manager Funds.

Assessment Structure

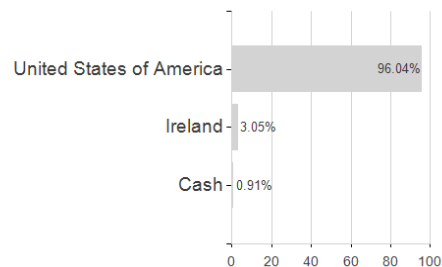
Assets



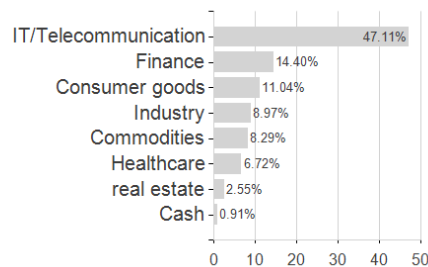
Largest positions



Countries



Branches



Currencies

