

DJE - Europa PA EUR / LU0159548683 / 164315 / DJE Investment

Last 04/26/2024 ¹	Region	Branch	Type of yield	Type
389.64 EUR	Europe	Mixed Sectors	paying dividend	Equity Fund



Risk key figures

SRI 1 2 3 4 5 6 7

Mountain-View Funds Rating² EDA³

73

Yearly Performance

2023	+9.65%
2022	-17.45%
2021	+13.02%
2020	+6.03%
2019	+19.45%

Master data		Conditions		Other figures	
Fund type	Single fund	Issue surcharge	5.00%	Minimum investment	UNT 0
Category	Equity	Planned administr. fee	0.00%	Savings plan	Yes
Sub category	Mixed Sectors	Deposit fees	0.05%	UCITS / OGAW	Yes
Fund domicile	Luxembourg	Redemption charge	0.00%	Performance fee	10.00%
Tranch volume	(04/26/2024) EUR 19.52 mill.	Ongoing charges	-	Redeployment fee	0.00%
Total volume	(04/26/2024) EUR 49.81 mill.	Dividends		Investment company	
Launch date	1/27/2003	20.12.2023	6.31 EUR	DJE Investment Pullacher Straße 24, 82049, Pullach Germany https://www.dje.de	
KESr report funds	Yes	14.12.2022	0.20 EUR		
Business year start	01.01.	15.12.2021	0.20 EUR		
Sustainability type	-	16.12.2020	0.20 EUR		
Fund manager	Maximilian-Benedikt Köhn, René Kerkhoff	17.12.2019	1.10 EUR		

Performance	1M	6M	YTD	1Y	2Y	3Y	5Y	Since start
Performance	-1.97%	+10.63%	+2.12%	+2.84%	+4.14%	-1.96%	+15.09%	+319.36%
Performance p.a.	-	-	-	+2.83%	+2.05%	-0.66%	+2.85%	+6.98%
Sharpe ratio	-2.41	2.55	0.37	-0.11	-0.14	-0.32	-0.06	0.23
Volatility	10.24%	7.28%	8.04%	9.08%	13.30%	14.10%	17.00%	13.67%
Worst month	-	-2.79%	-2.55%	-2.79%	-9.10%	-9.10%	-9.56%	-9.56%
Best month	-	4.95%	3.27%	4.95%	7.49%	7.49%	12.06%	12.06%
Maximum loss	-4.22%	-4.22%	-4.22%	-8.14%	-16.28%	-25.89%	-33.01%	-

Distribution permission

Austria, Germany, Switzerland, Luxembourg

¹ Important note on update status: The displayed date refers exclusively to the calculation of the NAV.

² The Mountain-View Data Fund Rating calculates a comparative ranking for funds using yield, volatility and trend data. For more information visit [MVD Funds Rating](#)

³ Displays the Ethical-Dynamical Ratio calculated according to standard criteria. The maximum value is 100. For more information visit [EDA](#)

DJE - Europa PA EUR / LU0159548683 / 164315 / DJE Investment

Investment strategy

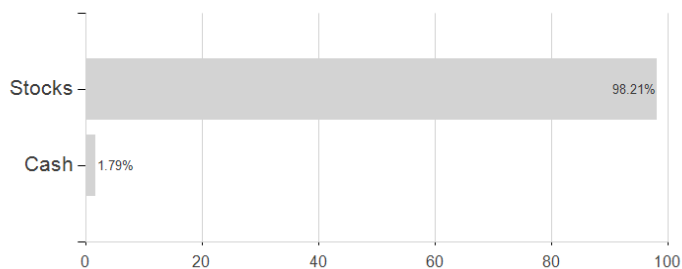
The DJE - Europa ("sub-fund") is an equity fund. In order to achieve the investment objectives, the assets of the sub-fund are predominantly invested in equities of European issuers. In addition the sub-fund may also invest in shares of non-European issuers and bonds of all kinds that are listed on the stock exchange or traded on another regular market which operates regularly, is recognized and open to the public, including zero coupon bonds and floating rate securities, certificates as well as convertible and option bonds, whose warrants are denominated in securities. The investment in other funds is limited to a maximum of 10 per cent. The composition of the fund will be actively managed i.e. independently of any constraints regarding benchmarks, sectors, countries, duration, rating and market capitalization under consideration of ESG factors. The sub-fund may use financial instruments, whose value depends on future prices of other assets (derivatives) for hedging and capital appreciation purposes.

Investment goal

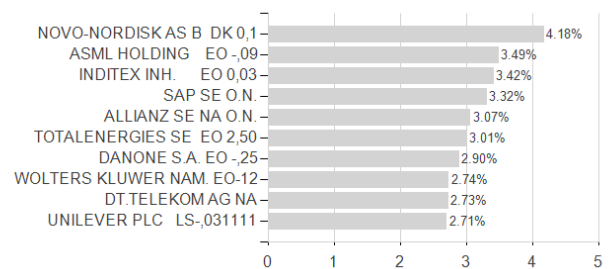
The purpose is to generate a long-term value enhancement.

Assessment Structure

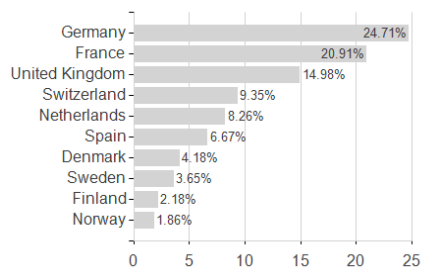
Assets



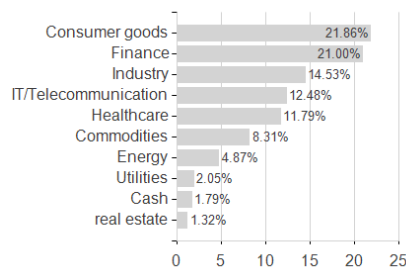
Largest positions



Countries



Branches



Currencies

