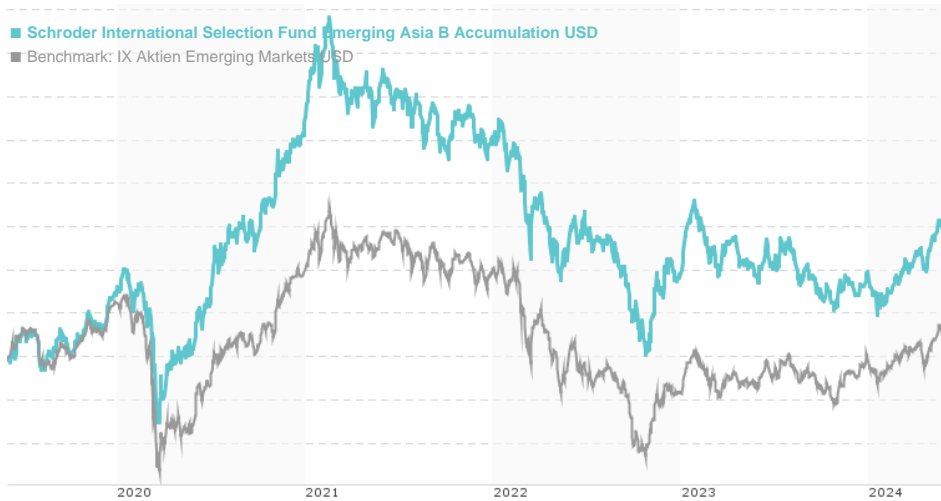


Schroder International Selection Fund Emerging Asia B Accumulation USD / LU0181495911 / A0BMNY / Schroder IM

Last 05/31/2024 ¹	Region	Branch	Type of yield	Type
43.11 USD	Emerging Markets	Mixed Sectors	reinvestment	Equity Fund



Risk key figures

SRI 1 2 3 4 5 6 7

Mountain-View Funds Rating² EDA³

65

Yearly Performance

2023	+1.20%
2022	-21.64%
2021	-2.87%
2020	+35.80%
2019	+19.22%

Master data		Conditions		Other figures	
Fund type	Single fund	Issue surcharge	0.00%	Minimum investment	USD 1,000.00
Category	Equity	Planned administr. fee	0.00%	Savings plan	-
Sub category	Mixed Sectors	Deposit fees	0.30%	UCITS / OGAW	Yes
Fund domicile	Luxembourg	Redemption charge	0.00%	Performance fee	0.00%
Tranch volume	(05/31/2024) USD 13.61 mill.	Ongoing charges	-	Redeployment fee	0.00%
Total volume	(05/31/2024) USD 5,009.28 mill.	Dividends		Investment company	
Launch date	1/9/2004	Schroder IM (EU)			
KESr report funds	Yes	5, rue Höhenhof, 1736, Senningerberg			
Business year start	01.01.	Luxembourg			
Sustainability type	-	https://www.schroders.com			
Fund manager	Louisa Lo				

Performance	1M	6M	YTD	1Y	2Y	3Y	5Y	Since start
Performance	+1.72%	+8.31%	+6.01%	+8.23%	-2.59%	-23.42%	+28.30%	+325.98%
Performance p.a.	-	-	-	+8.21%	-1.30%	-8.50%	+5.10%	+7.36%
Sharpe ratio	1.51	1.00	0.81	0.30	-0.29	-0.66	0.07	0.18
Volatility	12.26%	13.56%	14.09%	14.86%	17.84%	18.58%	19.66%	19.54%
Worst month	-	-6.31%	-6.31%	-6.31%	-12.32%	-12.32%	-14.39%	-21.33%
Best month	-	5.16%	4.59%	5.16%	16.70%	16.70%	16.70%	17.23%
Maximum loss	-3.67%	-8.28%	-6.79%	-13.98%	-24.80%	-39.60%	-43.60%	-

Distribution permission

Austria, Germany, Switzerland, United Kingdom, Luxembourg

¹ Important note on update status: The displayed date refers exclusively to the calculation of the NAV.

² The Mountain-View Data Fund Rating calculates a comparative ranking for funds using yield, volatility and trend data. For more information visit [MVD Funds Rating](#)

DISCLAIMER: The information on this page are for informational purposes only and should neither an offer to sell nor a solicitation for the purchase of the security or recommendation in favor of the security to be understood. baha GmbH assumes no liability despite thorough searches for the accuracy of the data.

Funds data from: [www.mountain-view.com](#). Fact Sheet created by: [www.baha.com](#)

Created: 06/02/2024

Schroder International Selection Fund Emerging Asia B Accumulation USD / LU0181495911 / A0BMNY / Schroder IM

Investment strategy

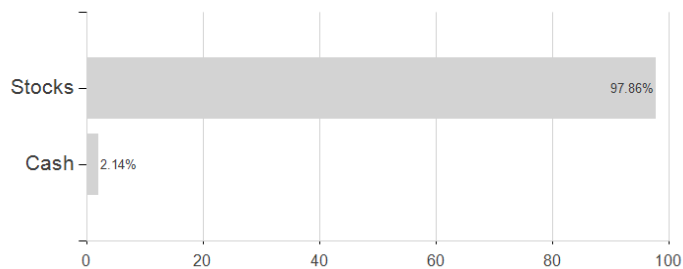
The fund is actively managed and invests at least two-thirds of its assets in equity and equity related securities of companies in the emerging markets in Asia. The fund may invest directly in China B-Shares and China H-Shares and may invest less than 30% of its assets (on a net basis) directly or indirectly (for example via participatory notes) in China A-Shares through (i) Shanghai-Hong Kong Stock Connect and Shenzhen-Hong Kong Stock Connect, (ii) the Qualified Foreign Investor ("QFI") scheme, (iii) shares listed on the Science Technology and Innovation (STAR) Board and the ChiNext, and (iv) regulated markets. The fund may also invest up to one-third of its assets directly or indirectly in other securities (including other asset classes), countries, regions, industries or currencies, investment funds, warrants and money market investments, and hold cash (subject to the restrictions provided in appendix I). The fund may use derivatives with the aim of reducing risk or managing the fund more efficiently.

Investment goal

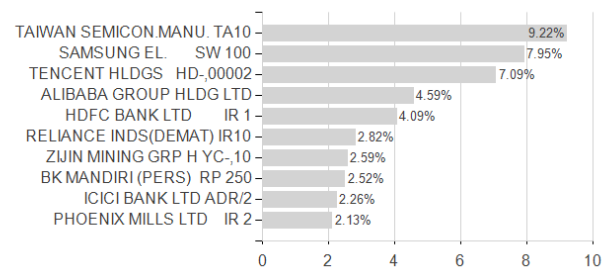
The fund aims to provide capital growth in excess of the MSCI Emerging Markets Asia (Net TR) Index after fees have been deducted over a three to five year period by investing in equities of companies in the emerging markets in Asia.

Assessment Structure

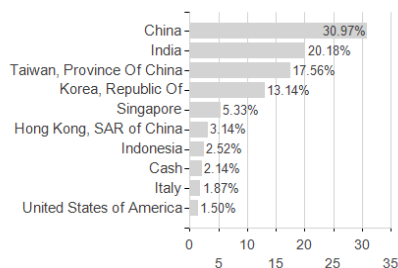
Assets



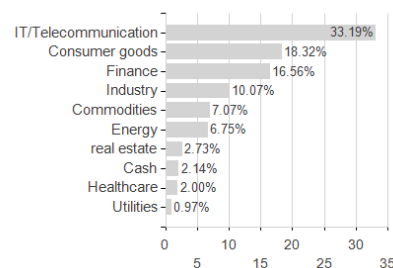
Largest positions



Countries



Branches



Currencies

