

Raiffeisen-GlobalDividend-ESG-Aktien (R) VI / AT0000A10TL1 / 0A10TL / Raiffeisen KAG

| Last 05/08/2024 ¹ | Region | Branch | Type of yield | Type |
|------------------------------|-----------|---------------|-------------------|-------------|
| 208.94 EUR | Worldwide | Mixed Sectors | Full reinvestment | Equity Fund |

■ Raiffeisen-GlobalDividend-ESG-Aktien (R) VI
■ Benchmark: IX Aktien Welt EUR



Risk key figures

SRI 1 2 3 4 5 6 7

Mountain-View Funds Rating² EDA³

78

Yearly Performance

| | |
|------|---------|
| 2023 | +16.21% |
| 2022 | -10.52% |
| 2021 | +22.29% |
| 2020 | -10.90% |
| 2019 | +23.18% |

| Master data | | Conditions | | Other figures | |
|---------------------|-------------------------------|---|-------|--------------------|-------|
| Fund type | Single fund | Issue surcharge | 4.00% | Minimum investment | UNT 0 |
| Category | Equity | Planned administr. fee | 0.00% | Savings plan | Yes |
| Sub category | Mixed Sectors | Deposit fees | 0.00% | UCITS / OGAW | Yes |
| Fund domicile | Austria | Redemption charge | 0.00% | Performance fee | 0.00% |
| Tranch volume | (05/08/2024) EUR 0.645 mill. | Ongoing charges | - | Redeployment fee | 0.00% |
| Total volume | (05/08/2024) EUR 214.12 mill. | Dividends | | Investment company | |
| Launch date | 9/2/2013 | Raiffeisen KAG | | | |
| KESr report funds | Yes | Mooslackengasse 12, 1190, Wien | | | |
| Business year start | 01.06. | Austria | | | |
| Sustainability type | Ethics/ecology | https://www.rcm.at | | | |
| Fund manager | TEAM | | | | |

| Performance | 1M | 6M | YTD | 1Y | 2Y | 3Y | 5Y | Since start |
|------------------|--------|---------|--------|---------|---------|---------|---------|-------------|
| Performance | +1.01% | +15.49% | +8.73% | +18.71% | +22.90% | +23.44% | +33.35% | +82.21% |
| Performance p.a. | - | - | - | +18.65% | +10.86% | +7.28% | +5.92% | +5.77% |
| Sharpe ratio | 1.10 | 4.47 | 3.37 | 1.87 | 0.71 | 0.29 | 0.12 | 0.12 |
| Volatility | 8.31% | 6.69% | 6.94% | 7.98% | 9.88% | 11.92% | 17.62% | 16.32% |
| Worst month | - | -2.55% | -2.55% | -3.96% | -8.05% | -8.05% | -25.07% | -25.07% |
| Best month | - | 4.99% | 4.28% | 4.99% | 7.49% | 7.49% | 16.34% | 16.34% |
| Maximum loss | -2.54% | -4.28% | -4.28% | -5.95% | -12.07% | -18.60% | -41.37% | - |

Distribution permission

Austria, Germany

¹ Important note on update status: The displayed date refers exclusively to the calculation of the NAV.

² The Mountain-View Data Fund Rating calculates a comparative ranking for funds using yield, volatility and trend data. For more information visit [MVD Funds Rating](#)

³ Displays the Ethical-Dynamical Ratio calculated according to standard criteria. The maximum value is 100. For more information visit [EDA](#)

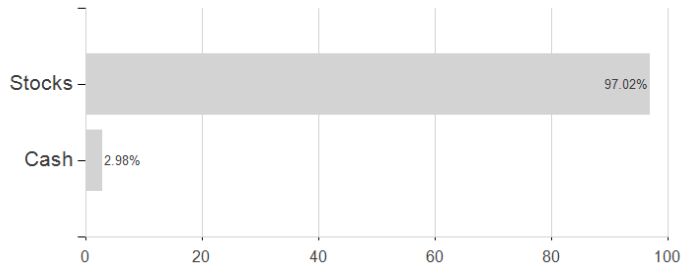
Raiffeisen-GlobalDividend-ESG-Aktien (R) VI / AT0000A10TL1 / 0A10TL / Raiffeisen KAG

Investment goal

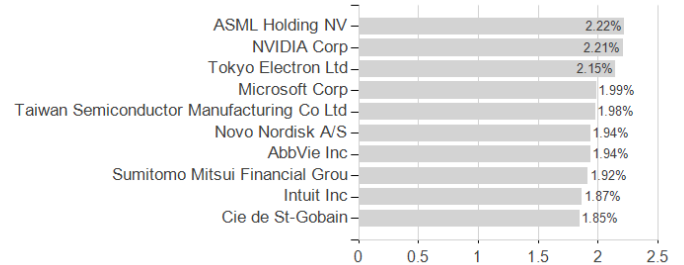
Raiffeisen-TopDividend-Equities invests mainly in stocks of companies headquartered in or focusing on Europe, which are committed to paying relatively high dividends based on their earnings power. As an equity investment, the fund is subject to fluctuations in share prices and exchange rates.

Assessment Structure

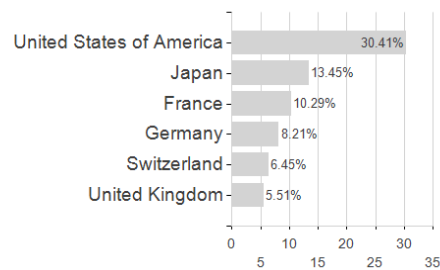
Assets



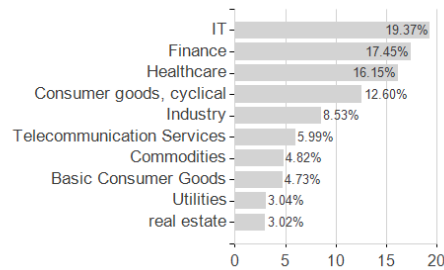
Largest positions



Countries



Branches



Currencies

