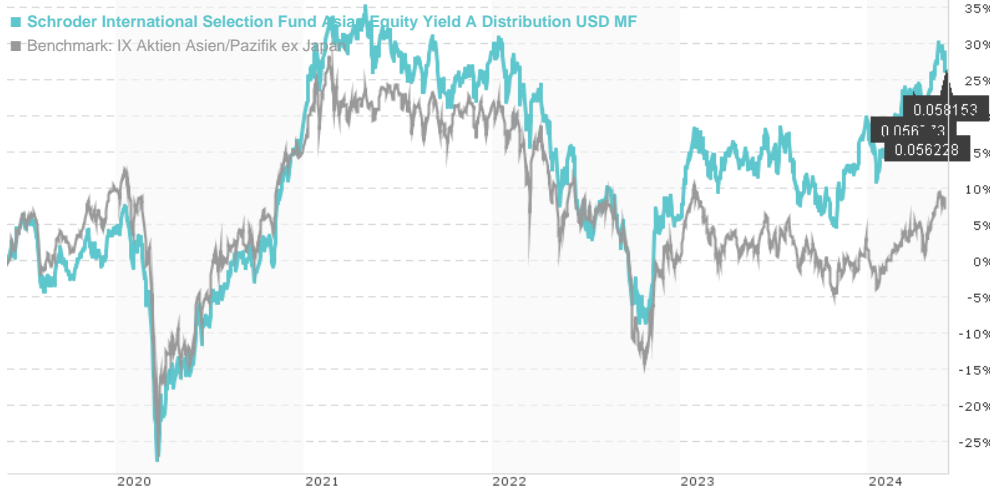


Schroder International Selection Fund Asian Equity Yield A Distribution USD MF / LU0192582467 / A0B8MF /

Last 05/31/2024 ¹	Region	Branch	Type of yield	Type
19.83 USD	Asia/Pacific ex Japan	Mixed Sectors	paying dividend	Equity Fund



Risk key figures

SRI 1 2 3 4 5 6 7

Mountain-View Funds Rating² EDA³

78

Yearly Performance

2023	+13.41%
2022	-17.78%
2021	+7.06%
2020	+15.65%
2019	+13.65%

Master data		Conditions		Other figures	
Fund type	Single fund	Issue surcharge	5.00%	Minimum investment	USD 1,000.00
Category	Equity	Planned administr. fee	0.00%	Savings plan	-
Sub category	Mixed Sectors	Deposit fees	0.30%	UCITS / OGAW	Yes
Fund domicile	Luxembourg	Redemption charge	0.00%	Performance fee	0.00%
Tranch volume	(05/31/2024) USD 140.44 mill.	Ongoing charges	-	Redeployment fee	0.00%
Total volume	(05/31/2024) USD 980.96 mill.	Dividends		Investment company	
Launch date	6/11/2004	30.05.2024	0.06 USD	Schroder IM (EU) 5, rue Höhenhof, 1736, Senningerberg Luxembourg https://www.schroders.com	
KESr report funds	Yes	25.04.2024	0.06 USD		
Business year start	01.01.	28.03.2024	0.06 USD		
Sustainability type	-	29.02.2024	0.05 USD		
Fund manager	King Fuei Lee	25.01.2024	0.05 USD		

Performance	1M	6M	YTD	1Y	2Y	3Y	5Y	Since start
Performance	+2.24%	+11.52%	+5.27%	+13.11%	+9.05%	-4.04%	+27.21%	+284.07%
Performance p.a.	-	-	-	+13.07%	+4.42%	-1.36%	+4.93%	+6.97%
Sharpe ratio	2.06	1.61	0.73	0.69	0.04	-0.34	0.07	0.20
Volatility	12.65%	12.82%	13.01%	13.46%	15.47%	15.28%	16.82%	16.17%
Worst month	-	-4.55%	-4.55%	-5.88%	-11.64%	-11.64%	-14.97%	-25.91%
Best month	-	7.99%	5.94%	7.99%	16.37%	16.37%	16.37%	16.37%
Maximum loss	-3.10%	-7.52%	-6.68%	-11.59%	-21.11%	-30.86%	-32.75%	-

Distribution permission

Austria, Germany, Switzerland, United Kingdom, Luxembourg

¹ Important note on update status: The displayed date refers exclusively to the calculation of the NAV.

² The Mountain-View Data Fund Rating calculates a comparative ranking for funds using yield, volatility and trend data. For more information visit [MVD Funds Rating](#)

³ Displays the Ethical-Dynamical Ratio calculated according to standard criteria. The maximum value is 100. For more information visit [EDA](#)

Schroder International Selection Fund Asian Equity Yield A Distribution USD MF / LU0192582467 / A0B8MF /

Investment strategy

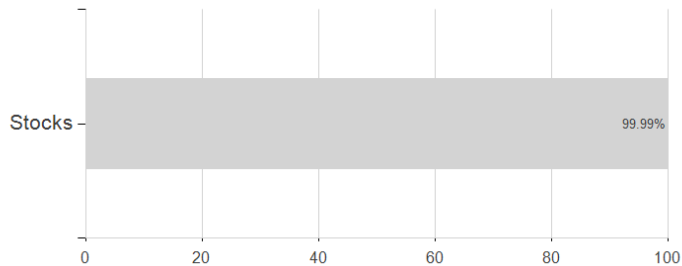
The fund is actively managed and invests at least two-thirds of its assets in equities of Asia Pacific companies (excluding Japan). The fund invests in the equities of companies in the Asia Pacific (excluding Japan) region that pay dividends now but also retain enough cash to reinvest back into the company to generate future growth. The fund invests in the equities of companies in the Asia Pacific (excluding Japan) region that pay dividends now but also retain enough cash to reinvest back into the company to generate future growth.

Investment goal

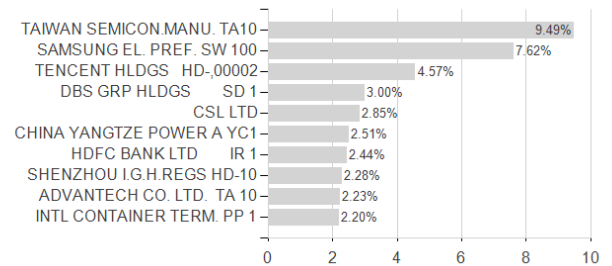
The fund aims to provide income and capital growth in excess of the MSCI AC Asia Pacific ex Japan (Net TR) Index after fees have been deducted over a three to five year period by investing in equities of Asia Pacific companies (excluding Japan).

Assessment Structure

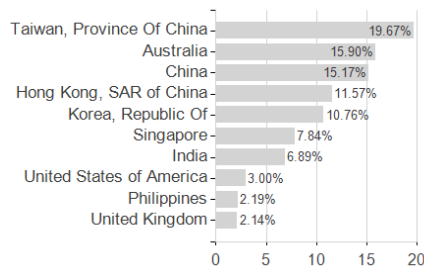
Assets



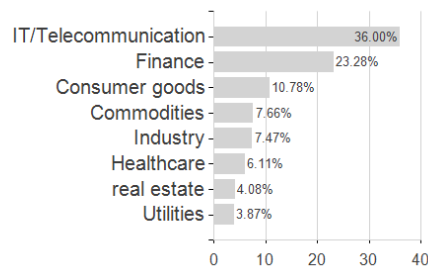
Largest positions



Countries



Branches



Currencies

