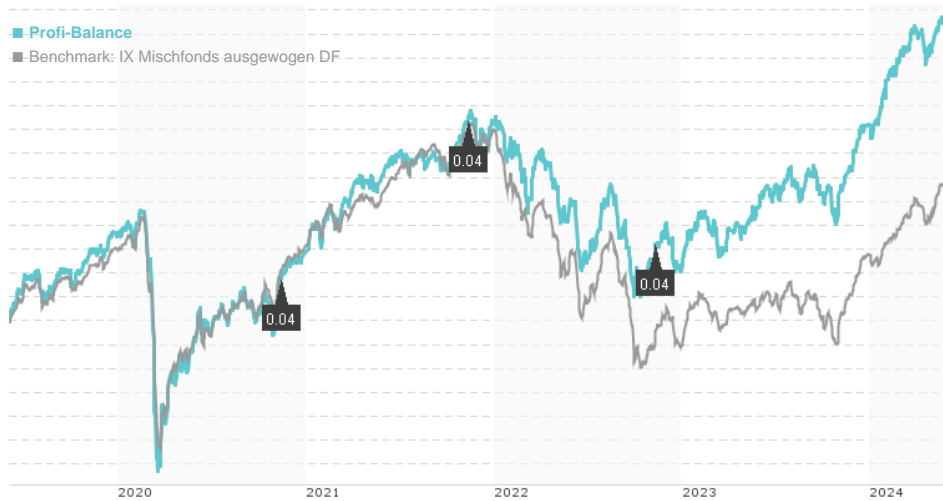


Profi-Balance / DE0005326813 / 532681 / Union Inv. Privatf.

| Last 05/29/2024 ¹ | Region | Branch | Type of yield | Type |
|------------------------------|-----------|---------------------|-----------------|------------|
| 83.44 EUR | Worldwide | Mixed Fund/Balanced | paying dividend | Mixed Fund |



Risk key figures

SRI 1 2 3 4 5 6 7

Mountain-View Funds Rating² EDA³

▲ ▲ ▲ ▲ ▲ ▲

Yearly Performance

| | |
|------|---------|
| 2023 | +11.71% |
| 2022 | -10.57% |
| 2021 | +10.23% |
| 2020 | -1.22% |
| 2019 | +14.14% |

| Master data | | Conditions | | Other figures | |
|---------------------|-------------------------------|------------------------|----------|---|-------|
| Fund type | Single fund | Issue surcharge | 2.00% | Minimum investment | UNT 0 |
| Category | Mixed Fund | Planned administr. fee | 0.00% | Savings plan | Yes |
| Sub category | Mixed Fund/Balanced | Deposit fees | 0.00% | UCITS / OGAW | - |
| Fund domicile | Germany | Redemption charge | 0.00% | Performance fee | 0.00% |
| Tranch volume | (05/29/2024) EUR 153.75 mill. | Ongoing charges | - | Redeployment fee | 0.00% |
| Total volume | (05/29/2024) EUR 153.75 mill. | Dividends | | Investment company | |
| Launch date | 8/1/2001 | 10.11.2022 | 0.04 EUR | Union Inv. Privatf. Weißfrauenstraße 7, 60311, Frankfurt am Main Germany https://www.union-investment.de | |
| KEST report funds | No | 11.11.2021 | 0.04 EUR | | |
| Business year start | 01.10. | 12.11.2020 | 0.04 EUR | | |
| Sustainability type | - | 14.11.2019 | 0.24 EUR | | |
| Fund manager | - | 15.11.2018 | 0.41 EUR | | |

| Performance | 1M | 6M | YTD | 1Y | 2Y | 3Y | 5Y | Since start |
|------------------|--------|---------|--------|---------|---------|---------|---------|-------------|
| Performance | +1.26% | +10.47% | +7.06% | +13.77% | +13.16% | +11.17% | +24.89% | +108.30% |
| Performance p.a. | - | - | - | +13.77% | +6.38% | +3.59% | +4.54% | +3.27% |
| Sharpe ratio | 3.19 | 3.78 | 2.87 | 1.94 | 0.41 | -0.03 | 0.10 | -0.07 |
| Volatility | 3.97% | 4.89% | 5.06% | 5.15% | 6.29% | 6.24% | 7.21% | 7.08% |
| Worst month | - | -1.76% | -1.76% | -1.76% | -4.99% | -4.99% | -11.26% | -11.26% |
| Best month | - | 4.05% | 2.90% | 4.05% | 4.73% | 4.73% | 5.71% | 6.48% |
| Maximum loss | -0.57% | -2.60% | -2.60% | -4.30% | -8.44% | -13.22% | -20.00% | - |

Distribution permission

Germany

¹ Important note on update status: The displayed date refers exclusively to the calculation of the NAV.

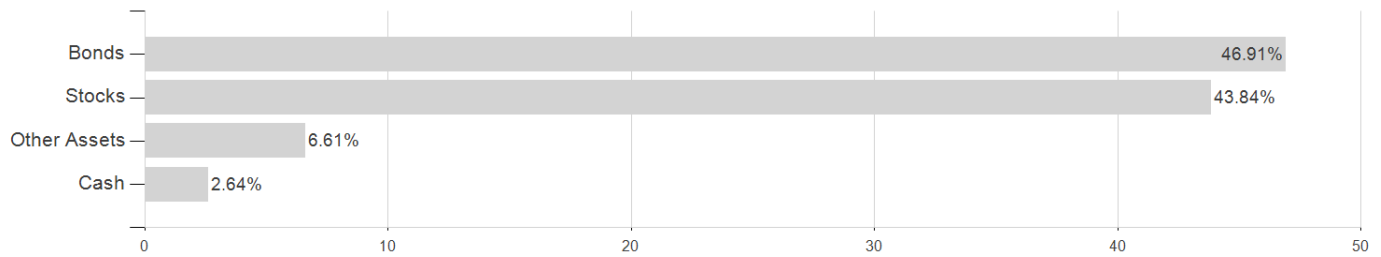
² The Mountain-View Data Fund Rating calculates a comparative ranking for funds using yield, volatility and trend data. For more information visit [MVD Funds Rating](#)

³ Displays the Ethical-Dynamical Ratio calculated according to standard criteria. The maximum value is 100. For more information visit [EDA](#)

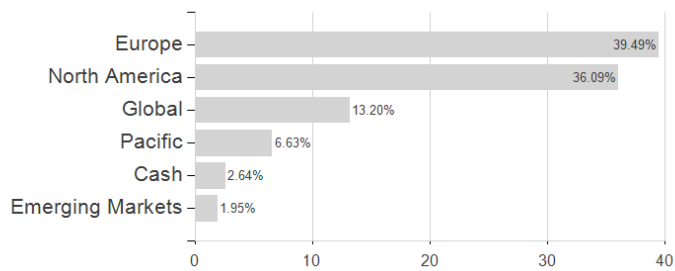
Profi-Balance / DE0005326813 / 532681 / Union Inv. Privattf.

Assessment Structure

Assets



Countries



Largest positions

