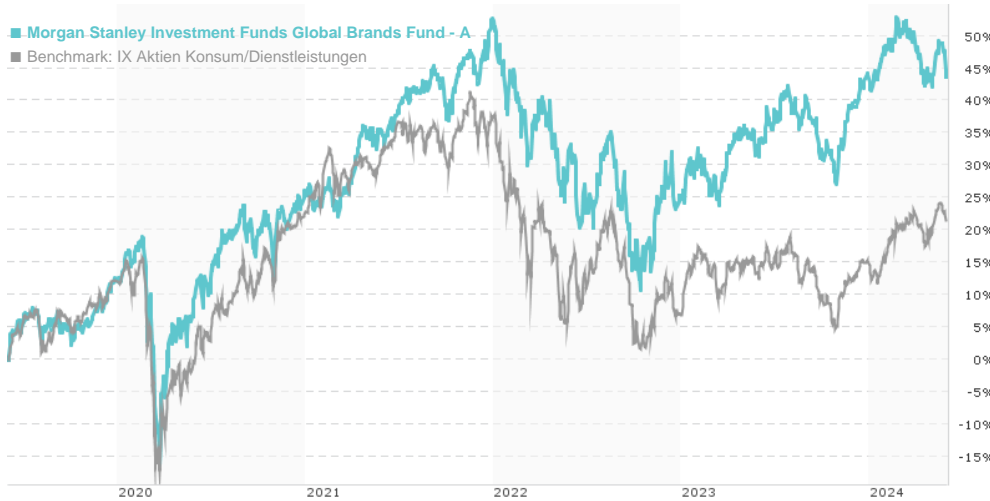


## Morgan Stanley Investment Funds Global Brands Fund - A / LU0119620416 / 579993 / MSIM Fund M. (IE)

Last 05/30/2024 <sup>1</sup>	Region	Branch	Type of yield	Type
205.72 USD	Worldwide	Sector Consumer Goods	reinvestment	Equity Fund



## Risk key figures

SRI 1 2 3 4 5 6 7

Mountain-View Funds Rating<sup>2</sup>EDA<sup>3</sup>

▲ ▲ ▲ ▲ ▲ ▲

76

## Yearly Performance

2023	+15.40%
2022	-18.07%
2021	+21.45%
2020	+11.91%
2019	+28.36%

Master data		Conditions		Other figures	
Fund type	Single fund	Issue surcharge	5.75%	Minimum investment	UNT 0
Category	Equity	Planned administr. fee	0.00%	Savings plan	-
Sub category	Sector Consumer Goods	Deposit fees	0.00%	UCITS / OGAW	Yes
Fund domicile	Luxembourg	Redemption charge	2.00%	Performance fee	0.00%
Tranch volume	(03/20/2024) USD 7,718.28 mill.	Ongoing charges	-	Redeployment fee	0.00%
Total volume	(05/30/2024) USD 21,362.66 mill.	Dividends		Investment company	
Launch date	10/30/2000			MSIM Fund M. (IE)	
KESt report funds	Yes			Junghofstrasse 13-15, 60311, Frankfurt	
Business year start	01.01.			Germany	
Sustainability type	-			https://www.morganstanley.com	
Fund manager	Lock, Paulson, Sochovsky, Watson, Gabriele, Perrott, Mast, Kryachok, Borhaug, Demine.				

Performance	1M	6M	YTD	1Y	2Y	3Y	5Y	Since start
Performance	+0.35%	+3.35%	-0.22%	+8.02%	+7.80%	+6.72%	+43.84%	+722.88%
Performance p.a.	-	-	-	+8.00%	+3.82%	+2.19%	+7.54%	+9.34%
Sharpe ratio	0.05	0.31	-0.43	0.40	0.00	-0.10	0.23	0.40
Volatility	10.29%	9.88%	10.17%	10.56%	15.63%	15.62%	16.54%	14.01%
Worst month	-	-4.88%	-4.88%	-5.61%	-9.19%	-9.19%	-10.76%	-13.95%
Best month	-	7.84%	3.58%	7.84%	7.84%	7.84%	9.11%	12.11%
Maximum loss	-3.71%	-7.00%	-7.00%	-10.70%	-18.14%	-27.54%	-29.65%	-

## Distribution permission

Austria, Germany, Switzerland, United Kingdom, Luxembourg

## Morgan Stanley Investment Funds Global Brands Fund - A / LU0119620416 / 579993 / MSIM Fund M. (IE)

1 Important note on update status: The displayed date refers exclusively to the calculation of the NAV.

2 The Mountain-View Data Fund Rating calculates a computative ranking for funds using yield, volatility and trend data. For more information visit [MVD Funds Rating](#)

### Investment strategy

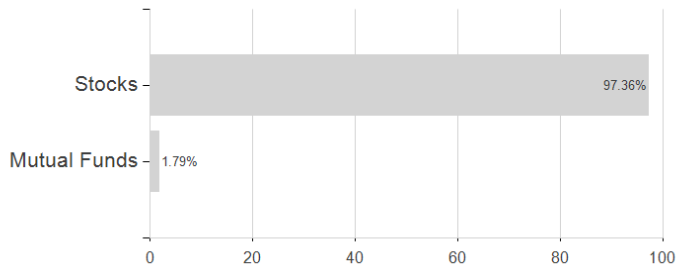
To invest in companies based in developed countries, whose success is based on intangible assets (e.g. brand names, copyrights, methods of distribution) As an essential and integrated part of the investment process, the Investment Adviser assesses relevant factors material to long-term sustainably high returns including ESG factors and seeks to engage with company management teams as part of this.

### Investment goal

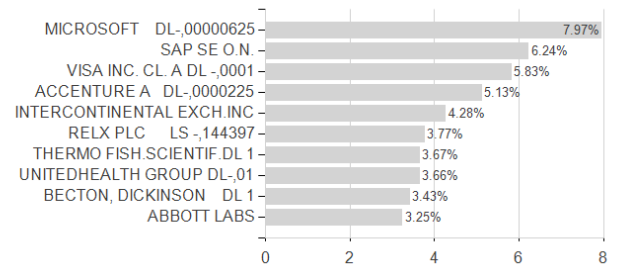
At least 70% of the Fund's investments will be in company shares

### Assessment Structure

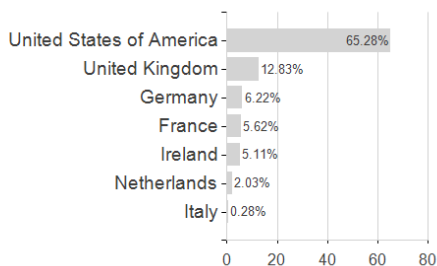
#### Assets



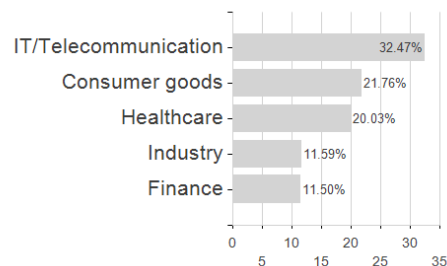
#### Largest positions



#### Countries



#### Branches



#### Currencies

