

3 Banken Dividend Champions / AT0000600689 / 060068 / 3 Banken Generali I.

Last 05/03/2024 ¹	Region	Branch	Type of yield	Type
11.65 EUR	Worldwide	Mixed Sectors	paying dividend	Equity Fund

■ 3 Banken Dividend Champions
■ Benchmark: IX Aktien Welt EUR



Risk key figures

SRI 1 2 3 4 5 6 7

Mountain-View Funds Rating² EDA³

67

Yearly Performance

2023	+5.53%
2022	-8.24%
2021	+26.11%
2020	-4.90%
2019	+21.17%

Master data		Conditions		Other figures	
Fund type	Single fund	Issue surcharge	3.50%	Minimum investment	UNT 0
Category	Equity	Planned administr. fee	0.00%	Savings plan	-
Sub category	Mixed Sectors	Deposit fees	0.00%	UCITS / OGAW	Yes
Fund domicile	Austria	Redemption charge	0.00%	Performance fee	0.00%
Tranch volume	(05/03/2024) EUR 164.56 mill.	Ongoing charges	-	Redeployment fee	0.00%
Total volume	(05/03/2024) EUR 164.56 mill.	Dividends		Investment company	
Launch date	3/1/2005	15.01.2024	0.25 EUR	3 Banken Generali I. Untere Donaulände 36, 4020, Linz Austria https://www.3bg.at	
KEST report funds	Yes	16.01.2023	0.25 EUR		
Business year start	15.10.	17.01.2022	0.25 EUR		
Sustainability type	-	15.01.2021	0.25 EUR		
Fund manager	3 Banken-Generali	15.01.2020	0.35 EUR		

Performance	1M	6M	YTD	1Y	2Y	3Y	5Y	Since start
Performance	-1.52%	+9.74%	+3.26%	+7.07%	+3.86%	+13.83%	+29.36%	+129.24%
Performance p.a.	-	-	-	+7.05%	+1.91%	+4.41%	+5.29%	+4.42%
Sharpe ratio	-2.57	2.44	0.90	0.42	-0.19	0.06	0.10	0.04
Volatility	8.10%	6.89%	6.93%	7.66%	9.97%	9.76%	14.38%	14.41%
Worst month	-	-2.43%	-2.43%	-4.17%	-7.00%	-7.00%	-15.65%	-15.65%
Best month	-	5.10%	5.10%	5.10%	6.75%	6.75%	11.93%	11.93%
Maximum loss	-2.62%	-3.52%	-3.52%	-7.72%	-11.28%	-14.05%	-33.76%	-

Distribution permission

Austria, Germany

¹ Important note on update status: The displayed date refers exclusively to the calculation of the NAV.

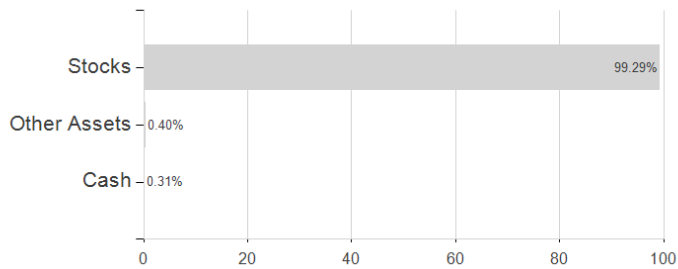
² The Mountain-View Data Fund Rating calculates a comparative ranking for funds using yield, volatility and trend data. For more information visit [MVD Funds Rating](#)

³ Displays the Ethical-Dynamical Ratio calculated according to standard criteria. The maximum value is 100. For more information visit [EDA](#)

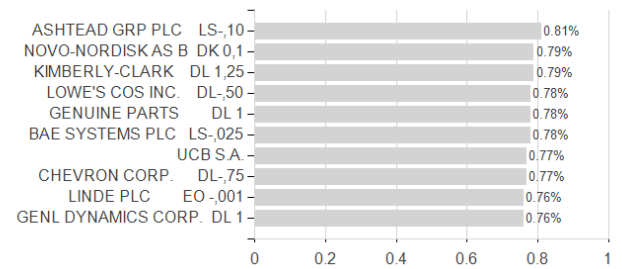
3 Banken Dividend Champions / AT0000600689 / 060068 / 3 Banken Generali I.

Assessment Structure

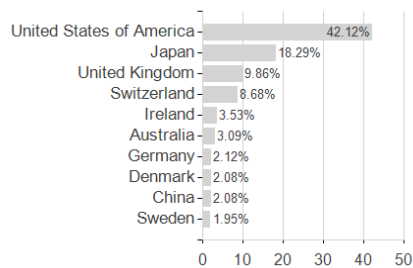
Assets



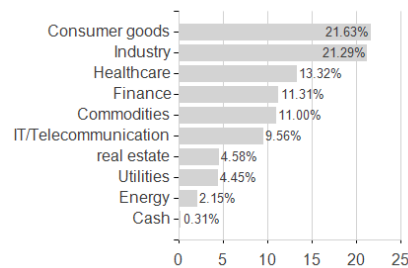
Largest positions



Countries



Branches



Currencies

