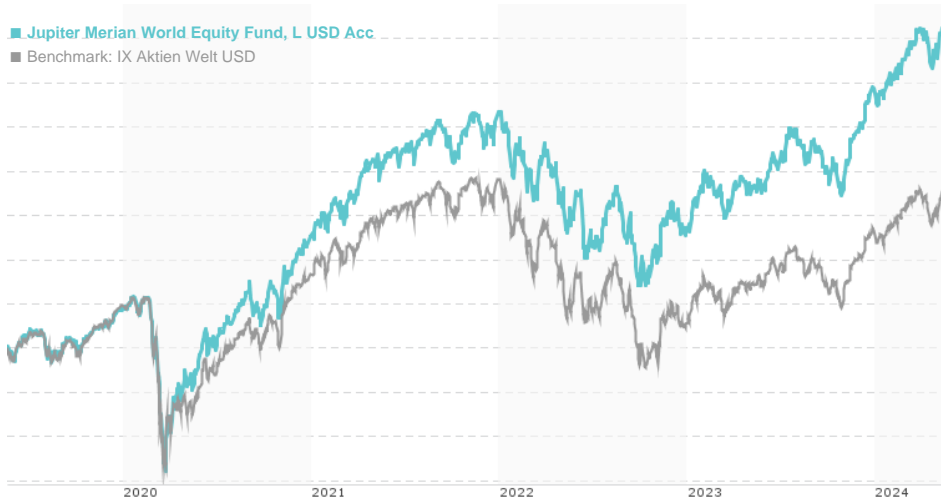


## Jupiter Merian World Equity Fund, L USD Acc / IE0005263466 / 632583 / Jupiter AM (EU)

Last 05/21/2024 <sup>1</sup>	Region	Branch	Type of yield	Type
2.83 USD	Worldwide	Mixed Sectors	reinvestment	Equity Fund

■ Jupiter Merian World Equity Fund, L USD Acc  
■ Benchmark: IX Aktien Welt USD



### Risk key figures

SRI 1 2 3 4 5 6 7

Mountain-View Funds Rating<sup>2</sup> EDA<sup>3</sup>

71

### Yearly Performance

2023	+24.71%
2022	-16.77%
2021	+22.09%
2020	+15.19%
2019	+21.24%

Master data		Conditions		Other figures	
Fund type	Single fund	Issue surcharge	5.00%	Minimum investment	USD 500.00
Category	Equity	Planned administr. fee	0.00%	Savings plan	-
Sub category	Mixed Sectors	Deposit fees	0.01%	UCITS / OGAW	Yes
Fund domicile	Ireland	Redemption charge	0.00%	Performance fee	0.00%
Tranch volume	(05/21/2024) USD 113.21 mill.	Ongoing charges	-	Redeployment fee	0.00%
Total volume	(05/21/2024) USD 259.90 mill.	Dividends		Investment company	
Launch date	9/13/2000	Jupiter AM (EU)			
KESr report funds	Yes	The Wilde 53 Merrion Square-South, D02 PR63, Dublin			
Business year start	01.01.	Ireland			
Sustainability type	-	www.jupiteram.com/			
Fund manager	Ian Heslop, Amadeo Alentorn				

Performance	1M	6M	YTD	1Y	2Y	3Y	5Y	Since start
Performance	+6.67%	+17.48%	+9.82%	+26.35%	+34.94%	+22.47%	+74.66%	+182.61%
Performance p.a.	-	-	-	+26.35%	+16.19%	+6.98%	+11.79%	+4.48%
Sharpe ratio	9.35	3.27	2.16	1.96	0.80	0.20	0.45	0.04
Volatility	13.01%	10.56%	11.04%	11.53%	15.56%	15.70%	17.78%	18.04%
Worst month	-	-2.10%	-2.10%	-3.87%	-9.13%	-9.13%	-13.89%	-17.39%
Best month	-	9.94%	6.59%	9.94%	9.94%	9.94%	12.05%	14.14%
Maximum loss	-1.84%	-5.11%	-5.11%	-10.04%	-16.45%	-25.64%	-35.40%	-

### Distribution permission

Austria, Germany, Switzerland, United Kingdom

<sup>1</sup> Important note on update status: The displayed date refers exclusively to the calculation of the NAV.

<sup>2</sup> The Mountain-View Data Fund Rating calculates a comparative ranking for funds using yield, volatility and trend data. For more information visit [MVD Funds Rating](#)

<sup>3</sup> Displays the Ethical-Dynamical Ratio calculated according to standard criteria. The maximum value is 100. For more information visit [EDA](#)

## Jupiter Merian World Equity Fund, L USD Acc / IE0005263466 / 632583 / Jupiter AM (EU)

### Investment strategy

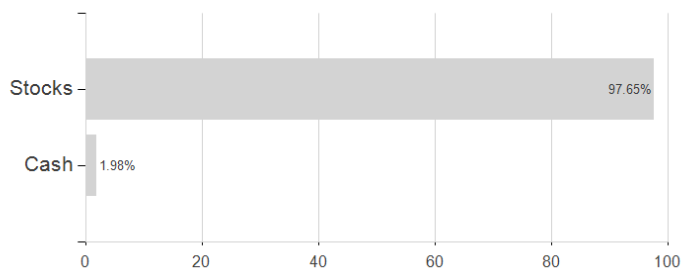
In seeking to achieve its investment objective, the Fund aims to deliver a return, net of fees, greater than that of the MSCI World Index with net dividends re-invested over rolling 3 year periods. The Fund will invest at least 70% in company shares and similar investments anywhere in the world. Companies may be of all sizes and in any industry (e.g. pharmaceuticals, finance, etc). The Fund may invest up to 20% in companies domiciled in emerging markets or which have a predominant proportion of their assets or business operations in the emerging markets and which are listed, traded or dealt in on a Regulated Market. The Fund may invest up to 15% in REITs (Real Estate Investment Trusts). The Fund uses derivatives (i.e. financial contracts whose value is linked to the expected price movements of an underlying investment), with the aim of reducing the overall costs and/or risks of the Fund.

### Investment goal

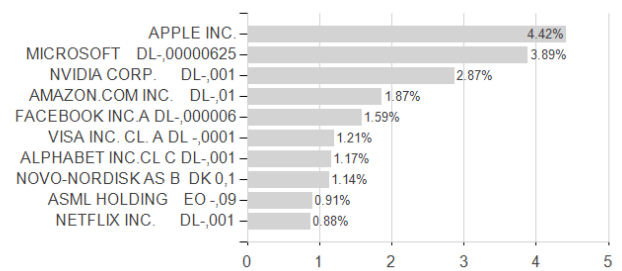
Capital growth by investing in shares (i.e. equities) and similar investments of companies listed or located throughout the world.

### Assessment Structure

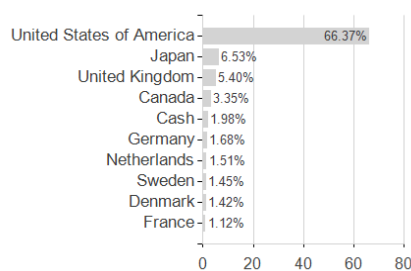
#### Assets



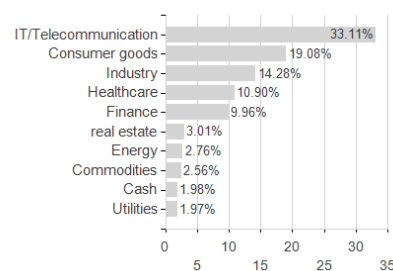
#### Largest positions



#### Countries



#### Branches



#### Currencies

