

## VKB-Anlage-Mix im Trend (T) EUR / AT0000703681 / 070368 / Gutmann KAG

Last 05/17/2024 <sup>1</sup>	Region	Branch	Type of yield	Type
18.59 EUR	Worldwide	Mixed Sectors	reinvestment	Equity Fund



### Risk key figures

SRI 1 2 3 4 5 6 7

Mountain-View Funds Rating<sup>2</sup>

EDA<sup>3</sup>

▲ ▲ ▲ ▲ ▲ ▲

### Yearly Performance

2023	+7.08%
2022	-15.50%
2021	+18.83%
2020	+6.03%
2019	+24.15%

Master data		Conditions		Other figures	
Fund type	Fund of funds	Issue surcharge	5.00%	Minimum investment	UNT 0
Category	Equity	Planned administr. fee	0.00%	Savings plan	-
Sub category	Mixed Sectors	Deposit fees	0.19%	UCITS / OGAW	-
Fund domicile	Austria	Redemption charge	0.00%	Performance fee	0.00%
Tranch volume	(05/17/2024) EUR 27.10 mill.	Ongoing charges	-	Redeployment fee	0.00%
Total volume	(05/17/2024) EUR 27.10 mill.	Dividends		Investment company	
Launch date	8/2/2001	01.12.2023	0.09 EUR	Gutmann KAG Schwarzenbergplatz 16, 1010, Wien Austria <a href="https://www.gutmannfonds.at">https://www.gutmannfonds.at</a>	
KESr report funds	Yes	01.12.2022	0.18 EUR		
Business year start	01.10.	01.12.2021	0.03 EUR		
Sustainability type	-	02.12.2019	0.03 EUR		
Fund manager	Volkskreditbank AG	03.12.2018	0.12 EUR		

Performance	1M	6M	YTD	1Y	2Y	3Y	5Y	Since start
Performance	+2.88%	+13.04%	+7.52%	+12.77%	+9.91%	+8.51%	+33.89%	+99.11%
Performance p.a.	-	-	-	+12.73%	+4.83%	+2.76%	+6.00%	+3.07%
Sharpe ratio	5.20	4.05	2.84	1.29	0.13	-0.12	0.22	-0.08
Volatility	7.19%	5.98%	6.21%	6.92%	8.04%	8.62%	10.03%	9.76%
Worst month	-	-0.44%	-0.44%	-3.53%	-5.66%	-7.26%	-14.93%	-15.42%
Best month	-	5.49%	4.01%	5.49%	5.49%	5.49%	9.91%	9.91%
Maximum loss	-0.61%	-2.39%	-2.39%	-7.37%	-10.38%	-18.71%	-26.29%	-

### Distribution permission

Austria

<sup>1</sup> Important note on update status: The displayed date refers exclusively to the calculation of the NAV.

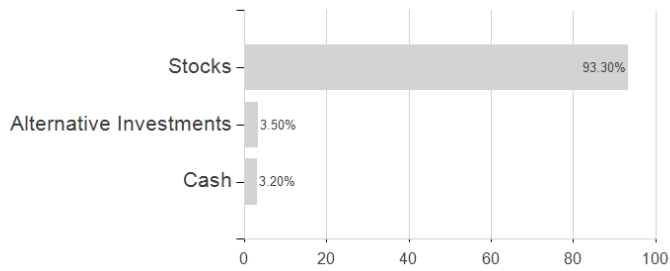
<sup>2</sup> The Mountain-View Data Fund Rating calculates a comparative ranking for funds using yield, volatility and trend data. For more information visit [MVD Funds Rating](#)

<sup>3</sup> Displays the Ethical-Dynamical Ratio calculated according to standard criteria. The maximum value is 100. For more information visit [EDA](#)

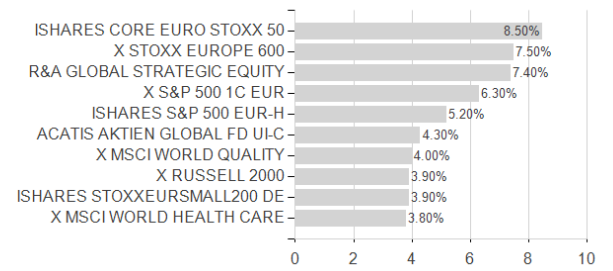
## VKB-Anlage-Mix im Trend (T) EUR / AT0000703681 / 070368 / Gutmann KAG

### Assessment Structure

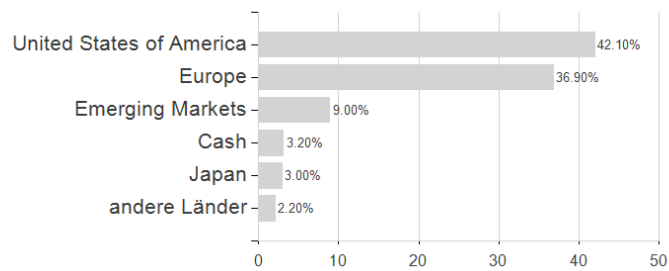
#### Assets



#### Largest positions



#### Countries



#### Branches

