

## Amundi Austria Stock A / AT0000857412 / 085741 / Amundi Austria

| Last 04/29/2024 <sup>1</sup> | Region | Branch        | Type of yield   | Type        |
|------------------------------|--------|---------------|-----------------|-------------|
| 81.01 EUR                    | Europe | Mixed Sectors | paying dividend | Equity Fund |



### Risk key figures

SRI 1 2 3 4 5 6 7

Mountain-View Funds Rating<sup>2</sup>



EDA<sup>3</sup>

88

### Yearly Performance

|      |         |
|------|---------|
| 2023 | +14.33% |
| 2022 | -16.77% |
| 2021 | +36.64% |
| 2020 | -8.42%  |
| 2019 | +19.83% |

| Master data         |                               | Conditions             |          | Other figures                                                                                                              |       |
|---------------------|-------------------------------|------------------------|----------|----------------------------------------------------------------------------------------------------------------------------|-------|
| Fund type           | Single fund                   | Issue surcharge        | 5.00%    | Minimum investment                                                                                                         | UNT 0 |
| Category            | Equity                        | Planned administr. fee | 0.00%    | Savings plan                                                                                                               | -     |
| Sub category        | Mixed Sectors                 | Deposit fees           | 0.00%    | UCITS / OGAW                                                                                                               | Yes   |
| Fund domicile       | Austria                       | Redemption charge      | 0.00%    | Performance fee                                                                                                            | 0.00% |
| Tranch volume       | (04/29/2024) EUR 62.04 mill.  | Ongoing charges        | -        | Redeployment fee                                                                                                           | 0.00% |
| Total volume        | (04/29/2024) EUR 176.07 mill. | Dividends              |          | Investment company                                                                                                         |       |
| Launch date         | 6/1/1990                      | 15.06.2023             | 1.50 EUR | Amundi Austria<br>Schwarzenbergplatz 3, 1010, Wien<br>Austria<br><a href="https://www.amundi.at">https://www.amundi.at</a> |       |
| KESr report funds   | Yes                           | 15.06.2022             | 2.00 EUR |                                                                                                                            |       |
| Business year start | 16.04.                        | 15.06.2021             | 0.70 EUR |                                                                                                                            |       |
| Sustainability type | -                             | 15.06.2020             | 0.70 EUR |                                                                                                                            |       |
| Fund manager        | Sibrawa Manfred               | 13.06.2019             | 2.50 EUR |                                                                                                                            |       |

| Performance      | 1M     | 6M      | YTD    | 1Y     | 2Y      | 3Y      | 5Y      | Since start |
|------------------|--------|---------|--------|--------|---------|---------|---------|-------------|
| Performance      | +0.30% | +16.80% | +0.87% | +8.86% | +12.11% | +11.62% | +22.09% | +1441.30%   |
| Performance p.a. | -      | -       | -      | +8.91% | +5.87%  | +3.73%  | +4.07%  | +8.39%      |
| Sharpe ratio     | 0.03   | 3.20    | -0.12  | 0.47   | 0.13    | -0.01   | 0.01    | 0.26        |
| Volatility       | 8.12%  | 10.27%  | 9.49%  | 10.80% | 15.49%  | 17.39%  | 20.09%  | 17.71%      |
| Worst month      | -      | -3.70%  | -0.42% | -3.70% | -10.06% | -10.06% | -26.60% | -30.35%     |
| Best month       | -      | 8.06%   | 6.02%  | 8.06%  | 9.56%   | 9.56%   | 22.32%  | 22.32%      |
| Maximum loss     | -1.71% | -3.20%  | -3.20% | -9.17% | -20.20% | -30.31% | -45.68% | -           |

### Distribution permission

Austria

<sup>1</sup> Important note on update status: The displayed date refers exclusively to the calculation of the NAV.

<sup>2</sup> The Mountain-View Data Fund Rating calculates a comparative ranking for funds using yield, volatility and trend data. For more information visit [MVD Funds Rating](#)

<sup>3</sup> Displays the Ethical-Dynamical Ratio calculated according to standard criteria. The maximum value is 100. For more information visit [EDA](#)

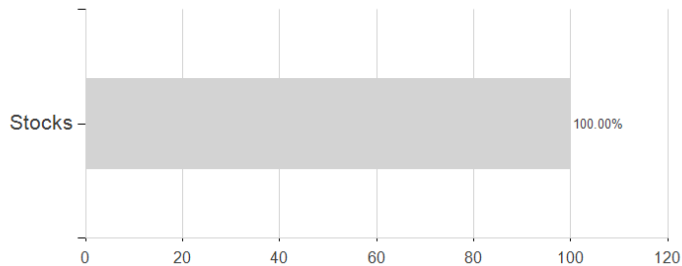
## Amundi Austria Stock A / AT0000857412 / 085741 / Amundi Austria

### Investment goal

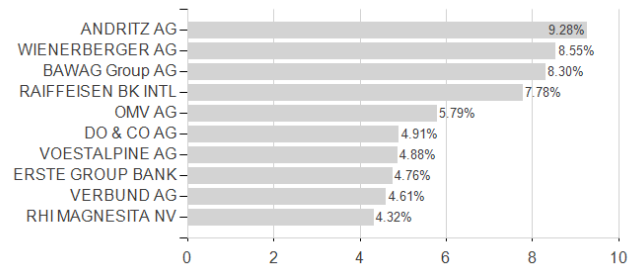
Equity fund, invested in Austrian companies.

### Assessment Structure

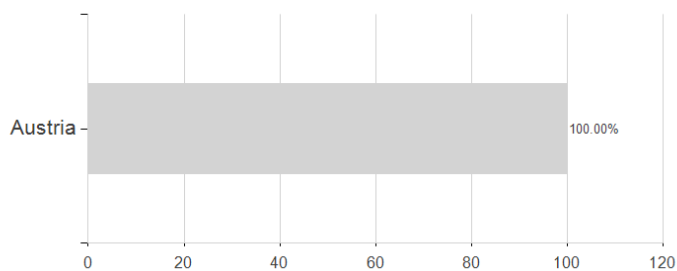
#### Assets



#### Largest positions



#### Countries



#### Branches

