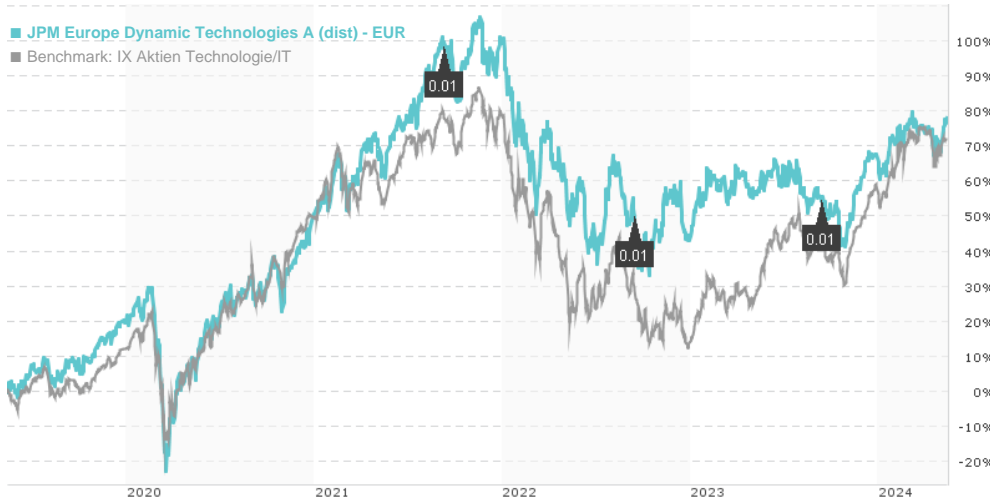


JPM Europe Dynamic Technologies A (dist) - EUR / LU0104030142 / 926444 / JPMorgan AM (EU)

Last 05/14/2024 ¹	Region	Branch	Type of yield	Type
47.34 EUR	Europe	Sector Technology	paying dividend	Equity Fund

■ JPM Europe Dynamic Technologies A (dist) - EUR
■ Benchmark: IX Aktien Technologie/IT



Risk key figures

SRI 1 2 3 4 5 6 7

Mountain-View Funds Rating²EDA³

▲ ▲ ▲ ▲ ▲ ▲

81

Yearly Performance

2023	+17.17%
2022	-28.40%
2021	+32.69%
2020	+25.93%
2019	+40.71%

Master data		Conditions		Other figures	
Fund type	Single fund	Issue surcharge	5.00%	Minimum investment	USD 35,000.00
Category	Equity	Planned administr. fee	0.00%	Savings plan	-
Sub category	Sector Technology	Deposit fees	0.00%	UCITS / OGAW	Yes
Fund domicile	Luxembourg	Redemption charge	0.50%	Performance fee	0.00%
Tranch volume	(05/14/2024) EUR 166.73 mill.	Ongoing charges	-	Redeployment fee	0.00%
Total volume	(05/14/2024) EUR 712.17 mill.	Dividends		Investment company	
Launch date	11/8/1999	13.09.2023	0.01 EUR	JPMorgan AM (EU) PO Box 275, 2012, Luxembourg Luxembourg https://www.jpmorganassetmanagement.de	
KESr report funds	Yes	14.09.2022	0.01 EUR		
Business year start	01.07.	09.09.2021	0.01 EUR		
Sustainability type	-	10.09.2020	0.01 EUR		
Fund manager	Jon Ingram, John Baker, Alex Whyte	05.09.2019	0.01 EUR		

Performance	1M	6M	YTD	1Y	2Y	3Y	5Y	Since start
Performance	+1.83%	+16.14%	+6.10%	+13.25%	+15.52%	+9.63%	+79.08%	+427.08%
Performance p.a.	-	-	-	+13.25%	+7.49%	+3.11%	+12.35%	+7.01%
Sharpe ratio	1.15	2.06	0.85	0.60	0.18	-0.03	0.37	0.14
Volatility	18.89%	15.25%	16.15%	15.89%	20.16%	21.75%	23.25%	23.34%
Worst month	-	-3.02%	-3.02%	-6.57%	-11.06%	-11.56%	-14.00%	-23.13%
Best month	-	12.20%	4.57%	12.20%	16.50%	16.50%	16.50%	35.31%
Maximum loss	-4.30%	-6.85%	-6.85%	-14.85%	-20.26%	-35.41%	-40.41%	-

Distribution permission

Austria, Germany, Switzerland, United Kingdom

¹ Important note on update status: The displayed date refers exclusively to the calculation of the NAV.

² The Mountain-View Data Fund Rating calculates a comparative ranking for funds using yield, volatility and trend data. For more information visit [MVD Funds Rating](#)

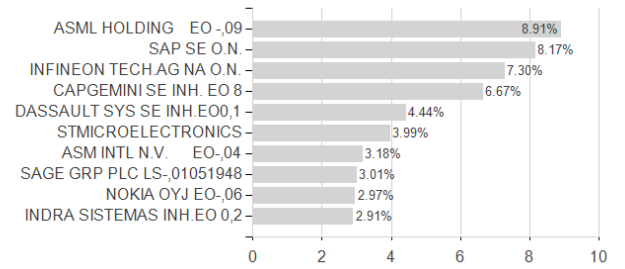
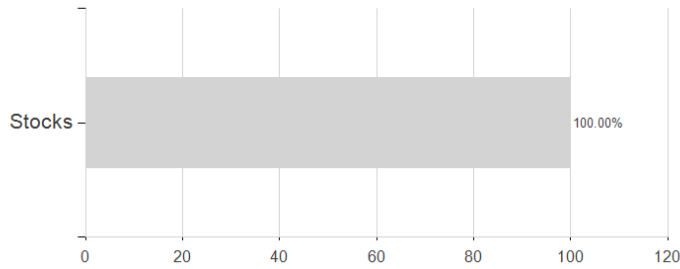
³ Displays the Ethical-Dynamical Ratio calculated according to standard criteria. The maximum value is 100. For more information visit [EDA](#)

JPM Europe Dynamic Technologies A (dist) - EUR / LU0104030142 / 926444 / JPMorgan AM (EU)

Assessment Structure

Assets

Largest positions



Countries

Branches

Currencies

