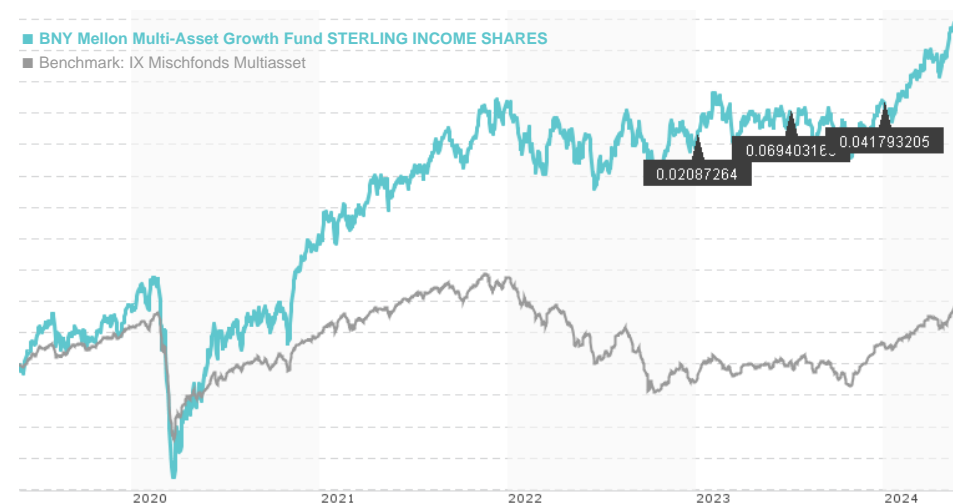


**BNY Mellon Multi-Asset Growth Fund STERLING INCOME SHARES / GB0006780984 / 930445 / BNY Mellon Fund M.**

Last 05/24/2024 <sup>1</sup>	Region	Branch	Type of yield	Type
12.87 GBP	Worldwide	Multi-asset	paying dividend	Mixed Fund



**Risk key figures**

SRI 1 2 3 4 5 6 7

Mountain-View Funds Rating<sup>2</sup> EDA<sup>3</sup>

67

**Yearly Performance**

2023	+4.74%
2022	-3.91%
2021	+18.43%
2020	+9.91%
2019	+19.57%

Master data		Conditions		Other figures	
Fund type	Single fund	Issue surcharge	0.00%	Minimum investment	GBP 1,000.00
Category	Mixed Fund	Planned administr. fee	0.00%	Savings plan	Yes
Sub category	Multi-asset	Deposit fees	0.50%	UCITS / OGAW	-
Fund domicile	United Kingdom	Redemption charge	0.00%	Performance fee	0.00%
Tranch volume	(05/24/2024) GBP 1,136.87 mill.	Ongoing charges	-	Redeployment fee	0.00%
Total volume	-	<b>Dividends</b>		<b>Investment company</b>	
Launch date	4/2/1990	02.01.2024	0.04 GBP	BNY Mellon Fund M. 160 Queen Victoria Street, EC4V4LA, London United Kingdom <a href="https://www.bnymellon.com">https://www.bnymellon.com</a>	
KESt report funds	Yes	03.07.2023	0.07 GBP		
Business year start	01.07.	03.01.2023	0.02 GBP		
Sustainability type	-	01.07.2022	0.04 GBP		
Fund manager	Bhavin Shah, Simon Nichols, Paul Flood	04.01.2022	0.01 GBP		

Performance	1M	6M	YTD	1Y	2Y	3Y	5Y	Since start
Performance	+1.97%	+10.21%	+7.10%	+9.67%	+13.33%	+19.01%	+52.51%	+320.09%
Performance p.a.	-	-	-	+9.64%	+6.45%	+5.97%	+8.80%	+6.29%
Sharpe ratio	2.81	2.47	2.03	0.72	0.28	0.22	0.39	0.19
Volatility	8.14%	7.22%	7.55%	8.13%	9.37%	9.70%	12.67%	12.98%
Worst month	-	-0.23%	-0.23%	-3.07%	-4.18%	-4.37%	-12.85%	-14.20%
Best month	-	3.51%	3.51%	3.51%	3.51%	4.00%	12.74%	12.74%
Maximum loss	-1.44%	-2.89%	-2.89%	-5.71%	-8.43%	-10.08%	-27.99%	-

**Distribution permission**

United Kingdom

<sup>1</sup> Important note on update status: The displayed date refers exclusively to the calculation of the NAV.

<sup>2</sup> The Mountain-View Data Fund Rating calculates a comparative ranking for funds using yield, volatility and trend data. For more information visit [MVD Funds Rating](#)

<sup>3</sup> Displays the Ethical-Dynamical Ratio calculated according to standard criteria. The maximum value is 100. For more information visit [EDA](#)

## BNY Mellon Multi-Asset Growth Fund STERLING INCOME SHARES / GB0006780984 / 930445 / BNY Mellon Fund M.

### Investment strategy

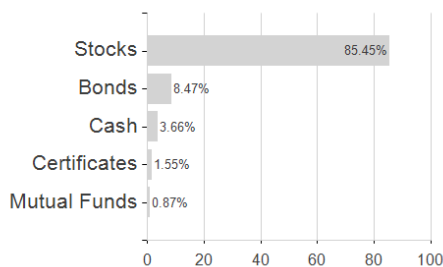
The Fund may: - invest in emerging markets, - invest in money market instruments, deposits, cash and near cash, - invest in bonds rated below investment grade (BBB-) by Standard & Poor's (or equivalent recognised rating agency), - invest in Contingent Convertible Securities (CoCo's), - use derivatives (financial instruments whose value is derived from other assets) with the aim of risk or cost reduction or to generate additional capital or income, and - invest up to 10% in other collective investment schemes (including but not limited to another Sub-Fund or Sub-Funds of the Company or other BNY Mellon funds).

### Investment goal

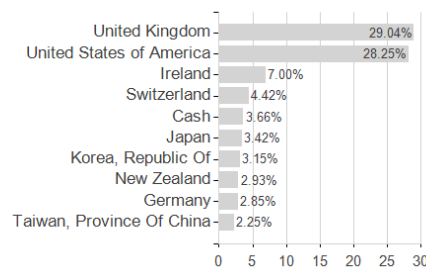
To achieve capital growth and income over the long term (5 years or more). The Fund will: - invest anywhere in the world, - invest at least 75% of the portfolio in UK and international securities across a range of global asset classes including, without limitation, equities (company shares), fixed income (bonds), infrastructure, renewable energy, property, commodities and near cash, and - gain exposure to alternative asset classes, such as infrastructure, renewable energy, property and commodities, through stock exchange listed investments, other transferable securities and/or collective investment schemes.

### Assessment Structure

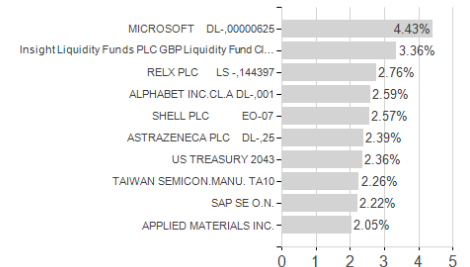
#### Assets



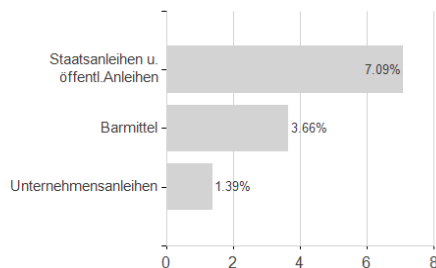
#### Countries



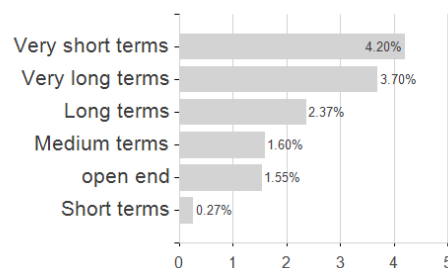
#### Largest positions



#### Issuer



#### Duration



#### Currencies

