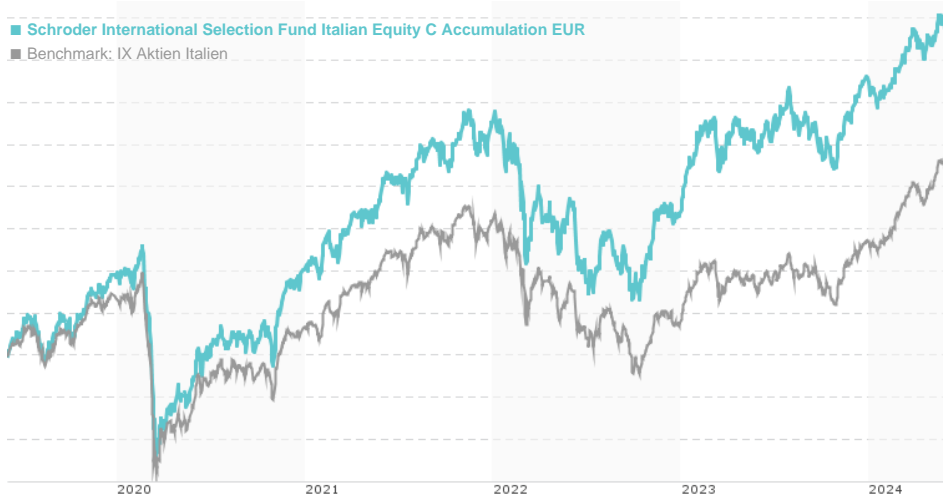


## Schroder International Selection Fund Italian Equity C Accumulation EUR / LU0106239527 / 933395 / Schroder IM

Last 05/31/2024 <sup>1</sup>	Country	Branch	Type of yield	Type
69.11 EUR	Italy	Mixed Sectors	reinvestment	Equity Fund

■ Schroder International Selection Fund Italian Equity C Accumulation EUR  
■ Benchmark: IX Aktien Italien



### Risk key figures

SRI 1 2 3 4 5 6 7

Mountain-View Funds Rating<sup>2</sup> EDA<sup>3</sup>

75

### Yearly Performance

2023	+24.13%
2022	-14.01%
2021	+28.98%
2020	+1.66%
2019	+28.74%

Master data		Conditions		Other figures	
Fund type	Single fund	Issue surcharge	1.00%	Minimum investment	EUR 1,000.00
Category	Equity	Planned administr. fee	0.00%	Savings plan	-
Sub category	Mixed Sectors	Deposit fees	0.30%	UCITS / OGAW	Yes
Fund domicile	Luxembourg	Redemption charge	0.00%	Performance fee	0.00%
Tranch volume	(05/31/2024) EUR 24.77 mill.	Ongoing charges	-	Redeployment fee	0.00%
Total volume	(05/31/2024) EUR 152.57 mill.	Dividends		Investment company	
Launch date	1/17/2000	Schroder IM (EU)			
KESr report funds	Yes	5, rue Höhenhof, 1736, Senningerberg			
Business year start	01.01.	Luxembourg			
Sustainability type	-	https://www.schroders.com			
Fund manager	Hannah Piper, Tim Pedroni				

Performance	1M	6M	YTD	1Y	2Y	3Y	5Y	Since start
Performance	+3.20%	+13.66%	+8.45%	+21.45%	+32.22%	+27.90%	+81.53%	+199.97%
Performance p.a.	-	-	-	+21.39%	+14.97%	+8.54%	+12.65%	+4.61%
Sharpe ratio	3.67	2.48	1.68	1.42	0.67	0.25	0.44	0.04
Volatility	11.22%	10.29%	10.75%	12.42%	16.70%	18.69%	20.32%	19.77%
Worst month	-	-1.81%	-1.81%	-3.99%	-13.73%	-13.73%	-22.71%	-22.71%
Best month	-	8.83%	5.97%	8.83%	11.69%	11.69%	20.08%	25.66%
Maximum loss	-1.77%	-4.43%	-3.98%	-11.68%	-17.06%	-28.42%	-40.87%	-

### Distribution permission

Austria, Germany, Switzerland, United Kingdom, Luxembourg

<sup>1</sup> Important note on update status: The displayed date refers exclusively to the calculation of the NAV.

<sup>2</sup> The Mountain-View Data Fund Rating calculates a comparative ranking for funds using yield, volatility and trend data. For more information visit [MVD Funds Rating](#)

<sup>3</sup> Displays the Ethical-Dynamical Ratio calculated according to standard criteria. The maximum value is 100. For more information visit [EDA](#)

## Schroder International Selection Fund Italian Equity C Accumulation EUR / LU0106239527 / 933395 / Schroder IM

### Investment strategy

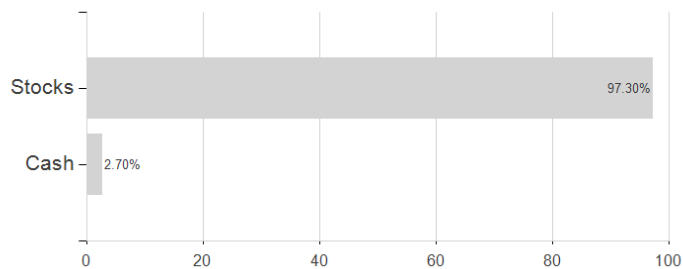
The fund is actively managed and invests at least 70% of its assets in a concentrated range (typically fewer than 50 companies) of equities of Italian companies. The fund invests at least 25% of these assets (which corresponds to 17.5% of the fund's assets) in equities of Italian companies that are not included in FTSE MIB index or other equivalent indices and at least 5% of these assets (which corresponds to 3.5% of the fund's assets) in equities of Italian companies that are not included in the FTSE MIB and FTSE MID CAP indexes or other equivalent indices. The fund may invest up to 10% of its assets in equities issued by, or entered into with, the same company or companies belonging to the same group. The fund may use derivatives with the aim of achieving investment gains, reducing risk or managing the fund more efficiently. The fund is valued with reference to the net asset value of the underlying assets.

### Investment goal

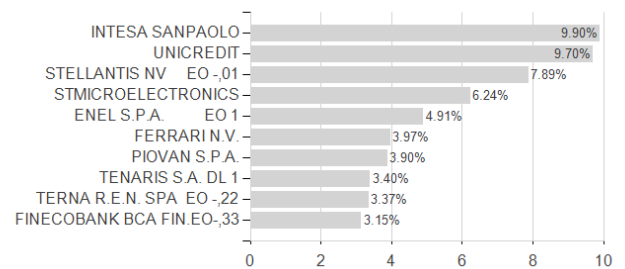
The fund aims to provide capital growth in excess of the FTSE Italia All- Share (TR) Index after fees have been deducted over a three to five year period by investing in equities of Italian companies.

### Assessment Structure

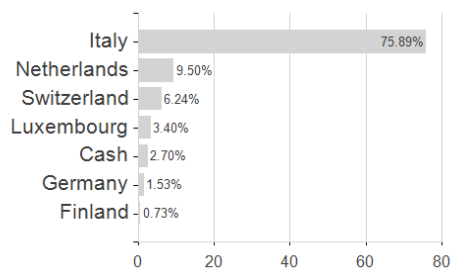
#### Assets



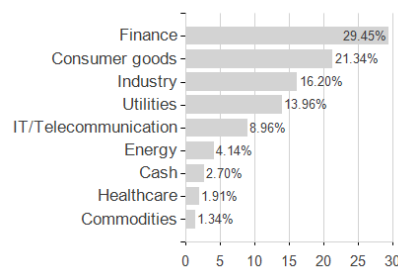
#### Largest positions



#### Countries



#### Branches



#### Currencies

