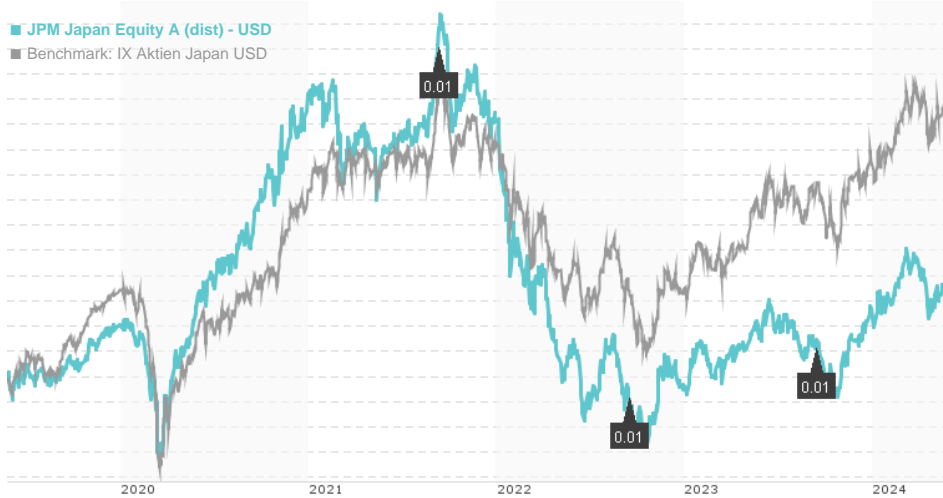


JPM Japan Equity A (dist) - USD / LU0053696224 / 971602 / JPMorgan AM (EU)

Last 05/23/2024 ¹	Country	Branch	Type of yield	Type
43.59 USD	Japan	Mixed Sectors	paying dividend	Equity Fund

■ JPM Japan Equity A (dist) - USD
■ Benchmark: IX Aktien Japan USD



Risk key figures

SRI 1 2 3 4 5 6 7

Mountain-View Funds Rating² EDA³

77

Yearly Performance

2023	+15.12%
2022	-34.49%
2021	-3.56%
2020	+41.52%
2019	+28.28%

Master data		Conditions		Other figures	
Fund type	Single fund	Issue surcharge	5.00%	Minimum investment	USD 35,000.00
Category	Equity	Planned administr. fee	0.00%	Savings plan	-
Sub category	Mixed Sectors	Deposit fees	0.00%	UCITS / OGAW	Yes
Fund domicile	Luxembourg	Redemption charge	0.50%	Performance fee	0.00%
Tranch volume	(05/23/2024) JPY 89.75 mill.	Ongoing charges	-	Redeployment fee	0.00%
Total volume	(05/23/2024) JPY 353,530.67 mill.	Dividends		Investment company	
Launch date	11/16/1988	13.09.2023	0.01 USD	JPMorgan AM (EU) PO Box 275, 2012, Luxembourg Luxembourg https://www.jpmorganassetmanagement.de	
KESt report funds	Yes	14.09.2022	0.01 USD		
Business year start	01.07.	09.09.2021	0.01 USD		
Sustainability type	-	10.09.2020	0.01 USD		
Fund manager	Weindling, Urabe, Mizusawa	05.09.2019	0.01 USD		

Performance	1M	6M	YTD	1Y	2Y	3Y	5Y	Since start
Performance	+4.11%	+9.30%	+3.51%	+6.37%	+10.72%	-18.39%	+18.14%	+358.98%
Performance p.a.	-	-	-	+6.35%	+5.22%	-6.55%	+3.39%	+4.38%
Sharpe ratio	3.16	0.94	0.31	0.15	0.07	-0.50	-0.02	0.03
Volatility	18.80%	16.98%	17.87%	17.06%	19.57%	20.68%	20.67%	21.20%
Worst month	-	-6.83%	-6.83%	-6.83%	-11.14%	-17.13%	-17.13%	-17.18%
Best month	-	9.41%	5.94%	9.41%	10.03%	10.03%	12.66%	24.02%
Maximum loss	-2.58%	-11.01%	-11.01%	-16.84%	-20.04%	-49.55%	-49.55%	-

Distribution permission

Austria, Germany, Switzerland, United Kingdom, Luxembourg

¹ Important note on update status: The displayed date refers exclusively to the calculation of the NAV.

² The Mountain-View Data Fund Rating calculates a comparative ranking for funds using yield, volatility and trend data. For more information visit [MVD Funds Rating](#)

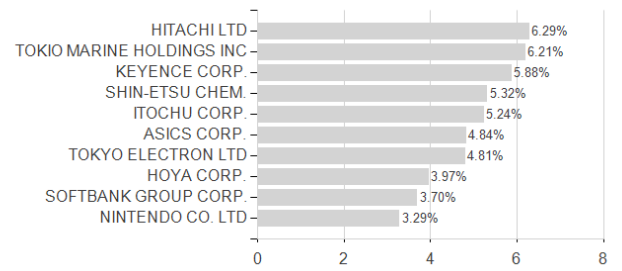
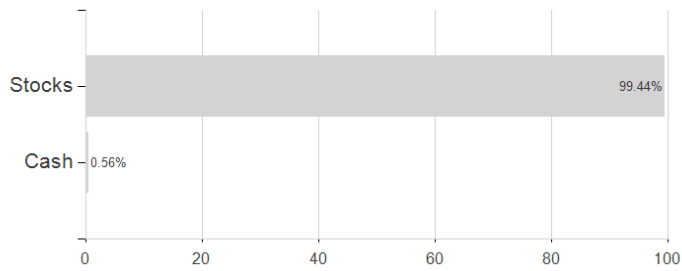
³ Displays the Ethical-Dynamical Ratio calculated according to standard criteria. The maximum value is 100. For more information visit [EDA](#)

JPM Japan Equity A (dist) - USD / LU0053696224 / 971602 / JPMorgan AM (EU)

Assessment Structure

Assets

Largest positions



Countries

Branches

Currencies

