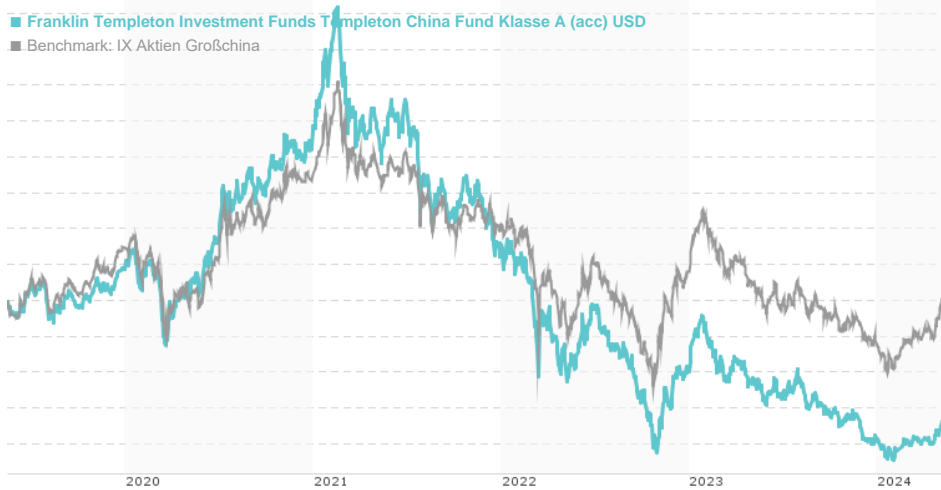


## Franklin Templeton Investment Funds Templeton China Fund Klasse A (acc) USD / LU0052750758 / 973909 / Franklin

Last 05/16/2024 <sup>1</sup>	Region	Branch	Type of yield	Type
19.30 USD	Greater China	Mixed Sectors	reinvestment	Equity Fund

■ Franklin Templeton Investment Funds Templeton China Fund Klasse A (acc) USD  
■ Benchmark: IX Aktien Großchina



## Risk key figures

SRI 1 2 3 4 5 6 7

Mountain-View Funds Rating<sup>2</sup>EDA<sup>3</sup>

75

## Yearly Performance

2023	-22.08%
2022	-30.61%
2021	-22.25%
2020	+36.69%
2019	+17.53%

Master data		Conditions		Other figures	
Fund type	Single fund	Issue surcharge	5.75%	Minimum investment	EUR 1,000.00
Category	Equity	Planned administr. fee	0.00%	Savings plan	-
Sub category	Mixed Sectors	Deposit fees	0.14%	UCITS / OGAW	Yes
Fund domicile	Luxembourg	Redemption charge	0.00%	Performance fee	0.00%
Tranch volume	(04/30/2024) USD 188.76 mill.	Ongoing charges	-	Redeployment fee	0.00%
Total volume	(04/30/2024) USD 261.06 mill.	Dividends		Investment company	
Launch date	9/1/1994	Franklin Templeton			
KESt report funds	Yes	Schottenring 16, 2.OG, 1010, Wien			
Business year start	01.07.	Austria			
Sustainability type	-	https://www.franklintempleton.at			
Fund manager	Eric Mok, Michael Lai				

Performance	1M	6M	YTD	1Y	2Y	3Y	5Y	Since start
Performance	+13.20%	+1.53%	+9.16%	-12.23%	-16.88%	-52.58%	-33.01%	+93.00%
Performance p.a.	-	-	-	-12.20%	-8.82%	-22.02%	-7.69%	+2.24%
Sharpe ratio	14.83	-0.03	1.03	-0.71	-0.44	-0.82	-0.40	-0.07
Volatility	23.46%	22.24%	22.16%	22.53%	28.68%	31.58%	28.90%	22.28%
Worst month	-	-10.12%	-10.12%	-10.12%	-19.47%	-19.47%	-19.47%	-27.68%
Best month	-	8.73%	8.73%	10.42%	34.72%	34.72%	34.72%	34.72%
Maximum loss	-1.92%	-18.91%	-9.87%	-31.41%	-43.97%	-64.42%	-69.48%	-

## Distribution permission

Austria, Germany, Switzerland, United Kingdom

1 Important note on update status: The displayed date refers exclusively to the calculation of the NAV.

2 The Mountain-View Data Fund Rating calculates a comparative ranking for funds using yield, volatility and trend data. For more information visit [MVD Funds Rating](#)

3 Displays the Ethical-Dynamical Ratio calculated according to standard criteria. The maximum value is 100. For more information visit [EDA](#)

## Franklin Templeton Investment Funds Templeton China Fund Klasse A (acc) USD / LU0052750758 / 973909 / Franklin

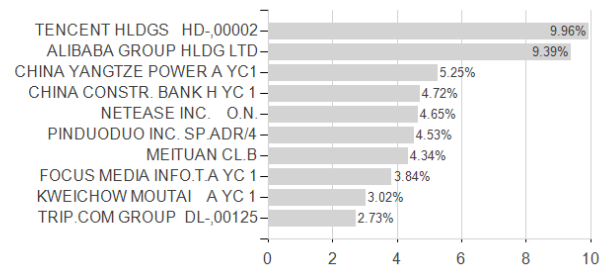
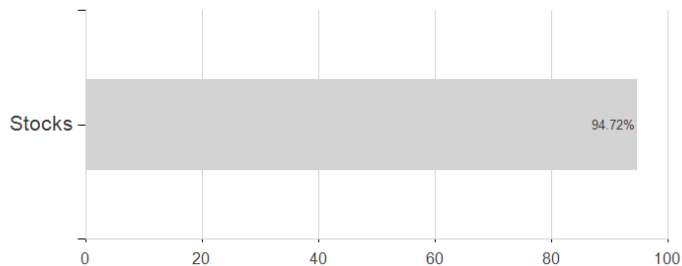
### Investment goal

The Fund aims to achieve long-term capital appreciation by investing primarily in equity securities of companies organised under the laws of or having their principal offices in China, Hong Kong or Taiwan, as well as in companies which derive the principal portion of their revenues from goods or services sold or produced, or have the principal portion of their assets in China, Hong Kong or Taiwan.

### Assessment Structure

#### Assets

#### Largest positions



#### Countries

#### Branches

#### Currencies

