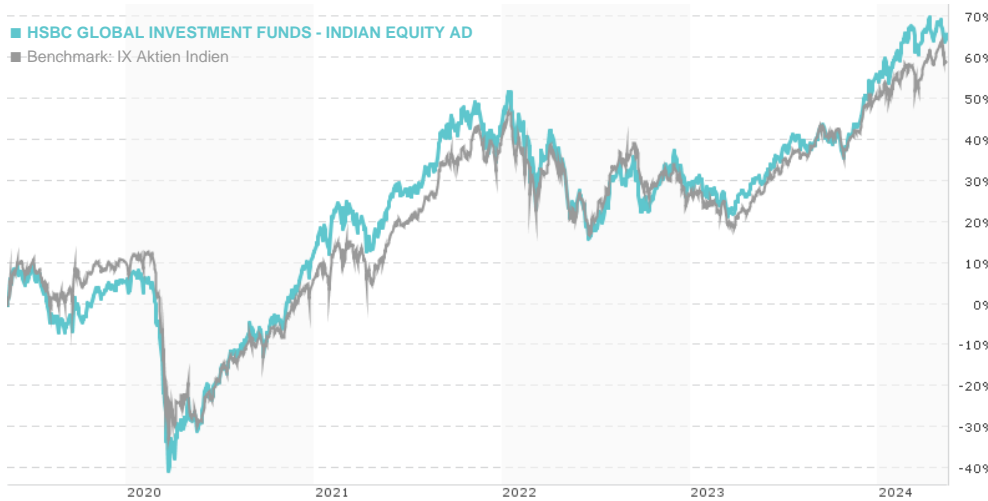


HSBC GLOBAL INVESTMENT FUNDS - INDIAN EQUITY AD / LU0066902890 / 974873 / HSBC Inv. Funds (LU)

Last 05/14/2024 ¹	Country	Branch	Type of yield	Type
294.24 USD	India	Mixed Sectors	paying dividend	Equity Fund

■ HSBC GLOBAL INVESTMENT FUNDS - INDIAN EQUITY AD
■ Benchmark: IX Aktien Indien



Risk key figures

SRI 1 2 3 4 5 6 7

Mountain-View Funds Rating² EDA³

▲ ▲ ▲ ▲ ▲ ▲ 54

Yearly Performance

2023	+20.28%
2022	-10.75%
2021	+28.12%
2020	+7.49%
2019	+6.26%

Master data		Conditions		Other figures	
Fund type	Single fund	Issue surcharge	5.00%	Minimum investment	USD 5,000.00
Category	Equity	Planned administr. fee	0.00%	Savings plan	-
Sub category	Mixed Sectors	Deposit fees	0.00%	UCITS / OGAW	Yes
Fund domicile	Luxembourg	Redemption charge	0.00%	Performance fee	0.00%
Tranch volume	(05/14/2024) USD 817.92 mill.	Ongoing charges	-	Redeployment fee	0.00%
Total volume	(05/14/2024) USD 1,409.11 mill.	Dividends		Investment company	
Launch date	3/4/1996	08.07.2014	1.93 USD	HSBC Inv. Funds (LU)	
KESt report funds	Yes	15.07.2008	0.48 USD	18, Boulevard de Kockelscheuer, 1821, Luxembourg	
Business year start	01.04.	Luxembourg			
Sustainability type	-	www.assetmanagement.hsbc.lu			
Fund manager	Nilang Mehta, Sanjiv Duggal				

Performance	1M	6M	YTD	1Y	2Y	3Y	5Y	Since start
Performance	+0.17%	+15.41%	+6.58%	+26.00%	+35.78%	+39.80%	+64.89%	+1366.67%
Performance p.a.	-	-	-	+26.00%	+16.55%	+11.80%	+10.51%	+12.38%
Sharpe ratio	-0.16	2.46	1.22	2.06	0.94	0.50	0.32	0.35
Volatility	10.76%	12.17%	12.56%	10.80%	13.56%	15.92%	21.04%	24.46%
Worst month	-	-1.91%	-1.91%	-2.29%	-7.03%	-7.03%	-30.60%	-36.74%
Best month	-	6.63%	6.63%	6.63%	9.81%	9.81%	16.07%	46.17%
Maximum loss	-3.11%	-4.11%	-4.11%	-5.64%	-11.66%	-23.85%	-45.91%	-

Distribution permission

Austria, Germany, Switzerland, United Kingdom

¹ Important note on update status: The displayed date refers exclusively to the calculation of the NAV.

² The Mountain-View Data Fund Rating calculates a comparative ranking for funds using yield, volatility and trend data. For more information visit [MVD Funds Rating](#)

³ Displays the Ethical-Dynamical Ratio calculated according to standard criteria. The maximum value is 100. For more information visit [EDA](#)

HSBC GLOBAL INVESTMENT FUNDS - INDIAN EQUITY AD / LU0066902890 / 974873 / HSBC Inv. Funds (LU)

Investment strategy

The team uses top-down analysis and combines this with bottom-up research. Sector research focuses on economic fundamentals and how these affect the domestic business cycle. The team then looks at earnings growth, interest rate sensitivity, management quality and liquidity to select stocks best placed to benefit from the prevailing conditions.

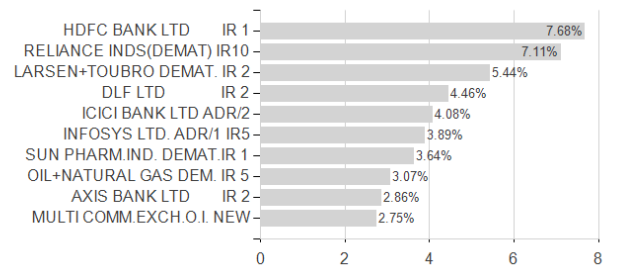
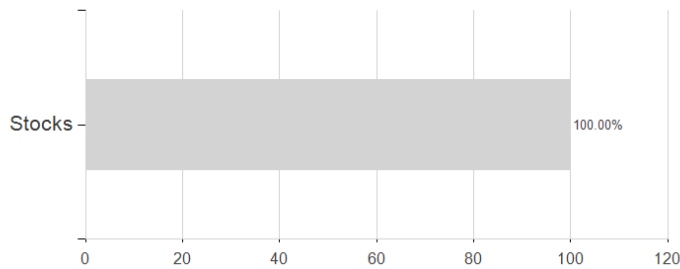
Investment goal

This is a growth-oriented fund investing in Indian equities listed on local exchanges or those available as international depository receipts. The fund will typically invest in large, liquid companies.

Assessment Structure

Assets

Largest positions



Countries

Branches

Currencies

