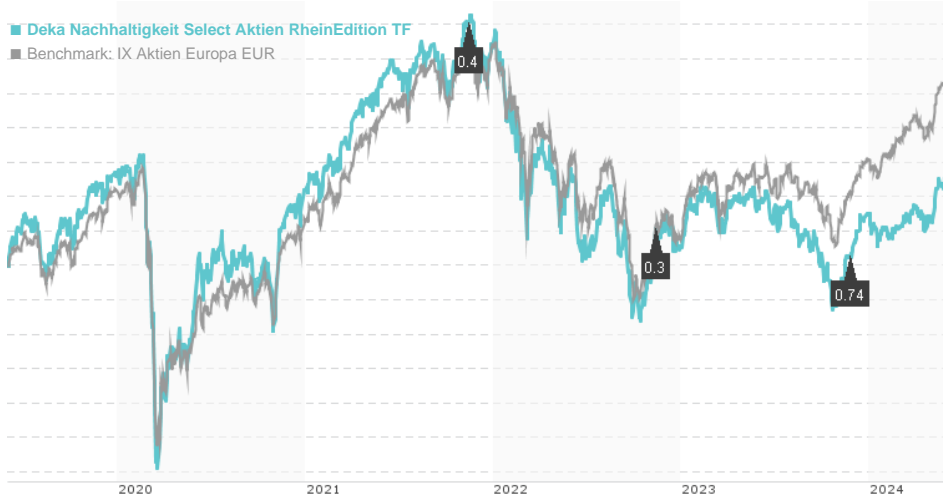


Deka Nachhaltigkeit Select Aktien RheinEdition TF / DE0009771907 / 977190 / Deka Investment

Last 05/31/2024 ¹	Region	Branch	Type of yield	Type
43.71 EUR	Europe	Mixed Sectors	paying dividend	Equity Fund

■ Deka Nachhaltigkeit Select Aktien RheinEdition TF
■ Benchmark: IX Aktien Europa EUR



Risk key figures

SRI 1 2 3 4 5 6 7

Mountain-View Funds Rating²

EDA³

▲ ▲ ▲ ▲ ▲ ▲

Yearly Performance

2023	+4.79%
2022	-22.11%
2021	+18.68%
2020	-1.82%
2019	+25.30%

Master data		Conditions		Other figures	
Fund type	Single fund	Issue surcharge	0.00%	Minimum investment	UNT 0
Category	Equity	Planned administr. fee	0.00%	Savings plan	Yes
Sub category	Mixed Sectors	Deposit fees	0.24%	UCITS / OGAW	Yes
Fund domicile	Germany	Redemption charge	0.00%	Performance fee	0.00%
Tranch volume	(05/31/2024) EUR 89.18 mill.	Ongoing charges	-	Redeployment fee	0.00%
Total volume	-	Dividends		Investment company	
Launch date	1/22/1996	24.11.2023	0.74 EUR	Deka Investment Mainzer Landstrasse 16, 60325, Frankfurt am Main Germany https://www.deka.de	
KESr report funds	No	11.11.2022	0.30 EUR		
Business year start	01.10.	12.11.2021	0.40 EUR		
Sustainability type	Ethics/ecology	13.11.2020	0.30 EUR		
Fund manager	-	15.11.2019	0.60 EUR		

Performance	1M	6M	YTD	1Y	2Y	3Y	5Y	Since start
Performance	+3.70%	+8.01%	+3.19%	+2.39%	-1.87%	-12.73%	+11.46%	+161.26%
Performance p.a.	-	-	-	+2.38%	-0.94%	-4.43%	+2.19%	+3.44%
Sharpe ratio	5.07	1.41	0.45	-0.12	-0.33	-0.51	-0.09	-0.02
Volatility	9.78%	9.18%	9.25%	11.43%	14.50%	16.24%	18.73%	21.99%
Worst month	-	-1.75%	-1.75%	-6.91%	-10.62%	-10.62%	-16.06%	-23.43%
Best month	-	8.47%	4.67%	8.47%	9.01%	9.01%	19.29%	20.44%
Maximum loss	-1.58%	-4.34%	-4.34%	-15.47%	-18.84%	-32.66%	-39.26%	-

Distribution permission

Germany

¹ Important note on update status: The displayed date refers exclusively to the calculation of the NAV.

² The Mountain-View Data Fund Rating calculates a comparative ranking for funds using yield, volatility and trend data. For more information visit [MVD Funds Rating](#)

³ Displays the Ethical-Dynamical Ratio calculated according to standard criteria. The maximum value is 100. For more information visit [EDA](#)

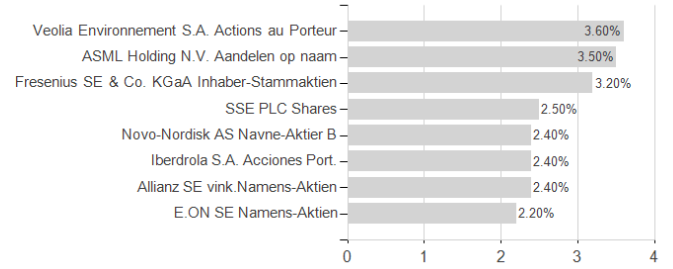
Deka Nachhaltigkeit Select Aktien RheinEdition TF / DE0009771907 / 977190 / Deka Investment

Assessment Structure

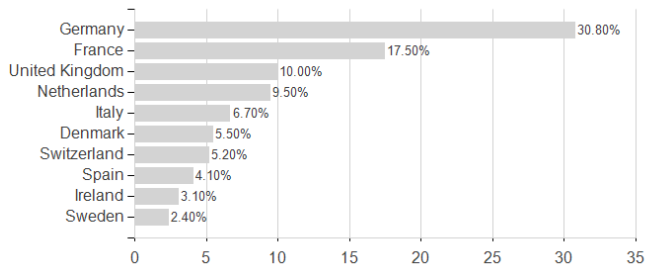
Assets



Largest positions



Countries



Branches

