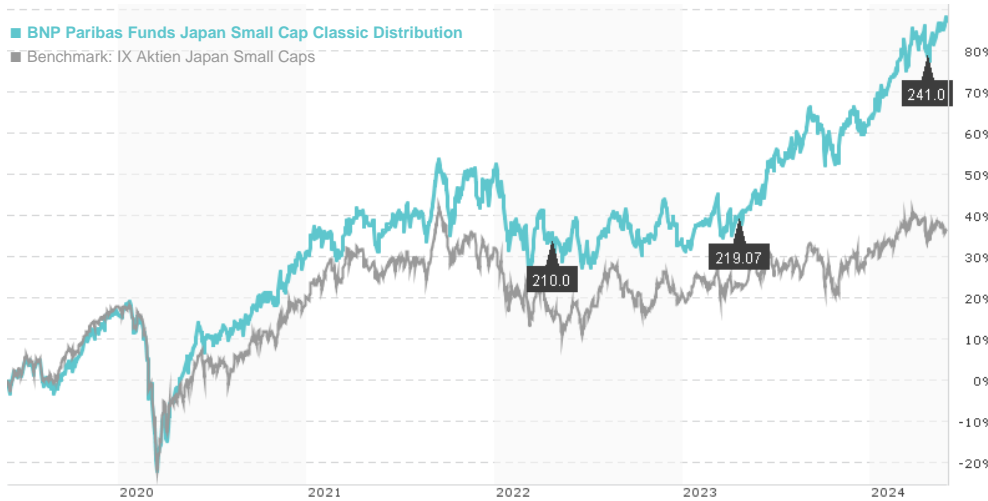


## BNP Paribas Funds Japan Small Cap Classic Distribution / LU0069970662 / 986475 / BNP PARIBAS AM (LU)

Last 05/28/2024 <sup>1</sup>	Country	Branch	Type of yield	Type
12308.00 JPY	Japan	Mixed Sectors	paying dividend	Equity Fund

■ BNP Paribas Funds Japan Small Cap Classic Distribution  
■ Benchmark: IX Aktien Japan Small Caps



## Risk key figures

SRI 1 2 3 4 5 6 7

Mountain-View Funds Rating<sup>2</sup>

▲ ▲ ▲ ▲ ▲ ▲

EDA<sup>3</sup>

-

## Yearly Performance

2023	+22.72%
2022	-11.78%
2021	+15.03%
2020	+13.24%
2019	+19.19%

Master data		Conditions		Other figures	
Fund type	Single fund	Issue surcharge	3.00%	Minimum investment	UNT 0
Category	Equity	Planned administr. fee	0.00%	Savings plan	-
Sub category	Mixed Sectors	Deposit fees	0.00%	UCITS / OGAW	Yes
Fund domicile	Luxembourg	Redemption charge	0.00%	Performance fee	0.00%
Tranch volume	(05/28/2024) JPY 577.47 mill.	Ongoing charges	-	Redeployment fee	0.00%
Total volume	(05/28/2024) JPY 102,023.75 mill.	Dividends		Investment company	
Launch date	10/4/1996	19.04.2024	241.00 JPY	BNP PARIBAS AM (LU) 10, rue Edward Steichen, 2540, Luxembourg Luxembourg <a href="https://www.bnpparibas-am.com">https://www.bnpparibas-am.com</a>	
KESr report funds	Yes	19.04.2023	219.07 JPY		
Business year start	01.01.	20.04.2022	210.00 JPY		
Sustainability type	-	20.04.2021	200.00 JPY		
Fund manager	MATSUSHIMA Shunsuke	20.04.2020	167.00 JPY		

Performance	1M	6M	YTD	1Y	2Y	3Y	5Y	Since start
Performance	+1.60%	+13.77%	+14.50%	+29.42%	+37.11%	+37.22%	+85.25%	+281.61%
Performance p.a.	-	-	-	+29.51%	+17.12%	+11.11%	+13.11%	+4.96%
Sharpe ratio	1.80	1.78	2.54	1.73	0.92	0.45	0.51	0.06
Volatility	10.67%	14.57%	14.50%	14.88%	14.46%	16.35%	18.14%	18.52%
Worst month	-	-1.71%	-1.71%	-2.46%	-6.08%	-10.31%	-14.57%	-19.59%
Best month	-	6.01%	5.71%	8.70%	8.70%	8.70%	9.70%	29.08%
Maximum loss	-1.51%	-4.45%	-4.45%	-8.55%	-8.89%	-19.24%	-34.64%	-

## Distribution permission

Austria, Germany, Switzerland, United Kingdom

<sup>1</sup> Important note on update status: The displayed date refers exclusively to the calculation of the NAV.

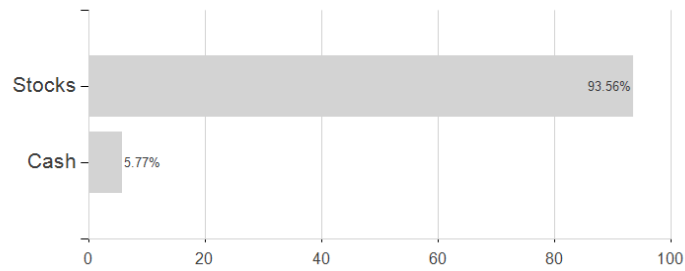
<sup>2</sup> The Mountain-View Data Fund Rating calculates a comparative ranking for funds using yield, volatility and trend data. For more information visit [MVD Funds Rating](#)

<sup>3</sup> Displays the Ethical-Dynamical Ratio calculated according to standard criteria. The maximum value is 100. For more information visit [EDA](#)

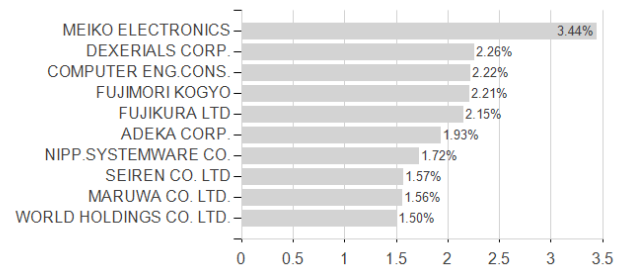
## BNP Paribas Funds Japan Small Cap Classic Distribution / LU0069970662 / 986475 / BNP PARIBAS AM (LU)

### Assessment Structure

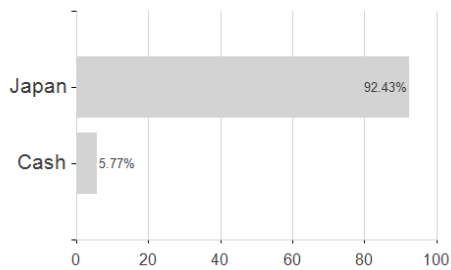
#### Assets



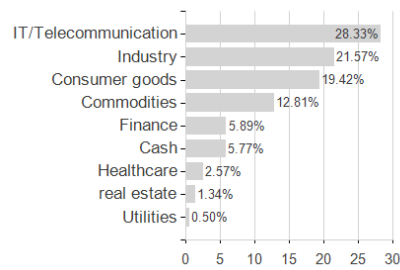
#### Largest positions



#### Countries



#### Branches



#### Currencies

