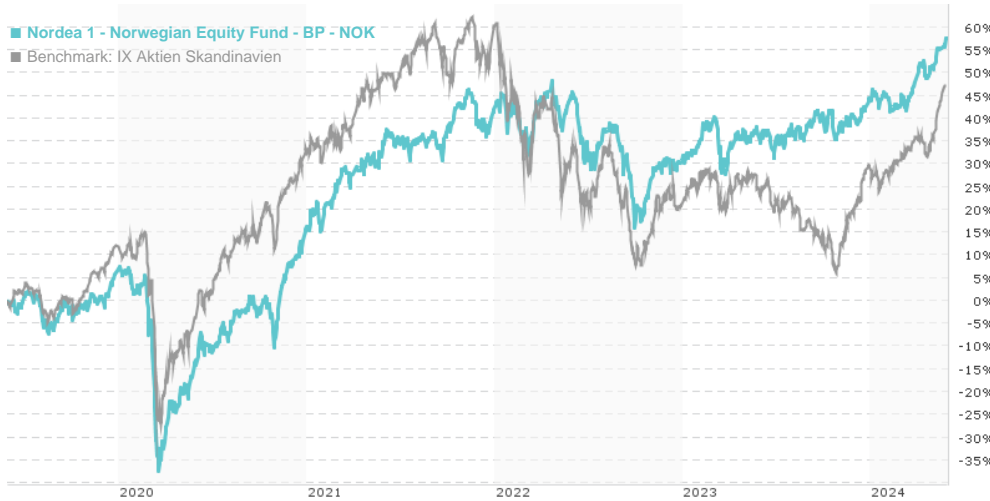


Nordea 1 - Norwegian Equity Fund - BP - NOK / LU0081952003 / 987575 / Nordea Inv. Funds

| Last 05/28/2024 ¹ | Country | Branch | Type of yield | Type |
|------------------------------|---------|---------------|---------------|-------------|
| 400.86 NOK | Norway | Mixed Sectors | reinvestment | Equity Fund |

■ Nordea 1 - Norwegian Equity Fund - BP - NOK
■ Benchmark: IX Aktien Skandinavien



Risk key figures

SRI 1 2 3 4 5 6 7

Mountain-View Funds Rating² EDA³

▲▲▲▲▲▲ 81

Yearly Performance

| | |
|------|---------|
| 2023 | +10.54% |
| 2022 | -8.06% |
| 2021 | +22.20% |
| 2020 | +8.77% |
| 2019 | +16.53% |

| Master data | | Conditions | | Other figures | |
|---------------------|-------------------------------|---|-------|--------------------|-------|
| Fund type | Single fund | Issue surcharge | 5.00% | Minimum investment | UNT 0 |
| Category | Equity | Planned administr. fee | 0.00% | Savings plan | - |
| Sub category | Mixed Sectors | Deposit fees | 0.00% | UCITS / OGAW | Yes |
| Fund domicile | Luxembourg | Redemption charge | 0.00% | Performance fee | 0.00% |
| Tranch volume | (05/28/2024) NOK 629.16 mill. | Ongoing charges | - | Redeployment fee | 0.00% |
| Total volume | (05/28/2024) NOK 920.21 mill. | Dividends | | Investment company | |
| Launch date | 11/21/1997 | Nordea Inv. Funds | | | |
| KESr report funds | Yes | 562, Rue de Neudorf, 2017, Luxembourg | | | |
| Business year start | 01.01. | Luxembourg | | | |
| Sustainability type | - | https://www.nordea.lu | | | |
| Fund manager | Nordea Equities Norway Team | | | | |

| Performance | 1M | 6M | YTD | 1Y | 2Y | 3Y | 5Y | Since start |
|------------------|--------|---------|--------|---------|---------|---------|---------|-------------|
| Performance | +4.16% | +12.50% | +9.15% | +16.18% | +9.03% | +16.94% | +54.22% | +300.86% |
| Performance p.a. | - | - | - | +16.22% | +4.42% | +5.35% | +9.04% | +5.37% |
| Sharpe ratio | 9.82 | 2.80 | 2.46 | 1.27 | 0.05 | 0.12 | 0.31 | 0.08 |
| Volatility | 6.44% | 8.21% | 8.34% | 9.83% | 12.53% | 12.92% | 17.14% | 20.18% |
| Worst month | - | -0.87% | -0.87% | -2.14% | -12.25% | -12.25% | -22.81% | -27.42% |
| Best month | - | 4.09% | 4.09% | 4.09% | 7.62% | 7.62% | 17.20% | 17.20% |
| Maximum loss | -0.47% | -3.39% | -3.39% | -4.67% | -20.44% | -21.63% | -41.89% | - |

Distribution permission

Austria, Germany, Switzerland, United Kingdom, Luxembourg

¹ Important note on update status: The displayed date refers exclusively to the calculation of the NAV.

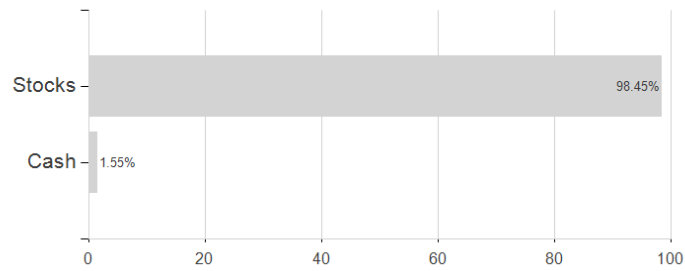
² The Mountain-View Data Fund Rating calculates a comparative ranking for funds using yield, volatility and trend data. For more information visit [MVD Funds Rating](#)

³ Displays the Ethical-Dynamical Ratio calculated according to standard criteria. The maximum value is 100. For more information visit [EDA](#)

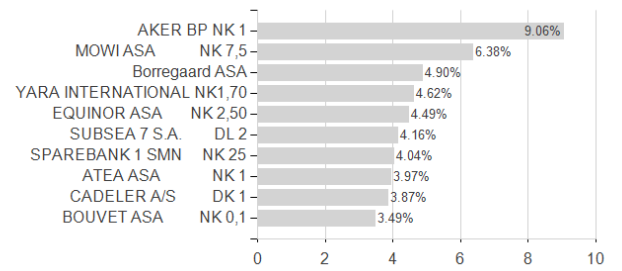
Nordea 1 - Norwegian Equity Fund - BP - NOK / LU0081952003 / 987575 / Nordea Inv. Funds

Assessment Structure

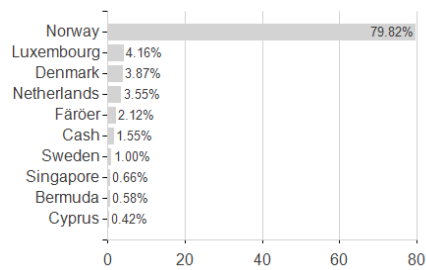
Assets



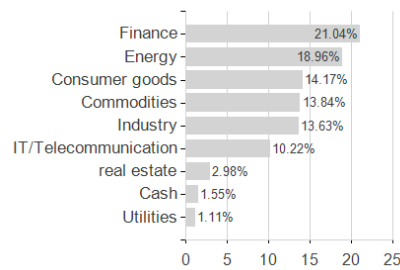
Largest positions



Countries



Branches



Currencies

