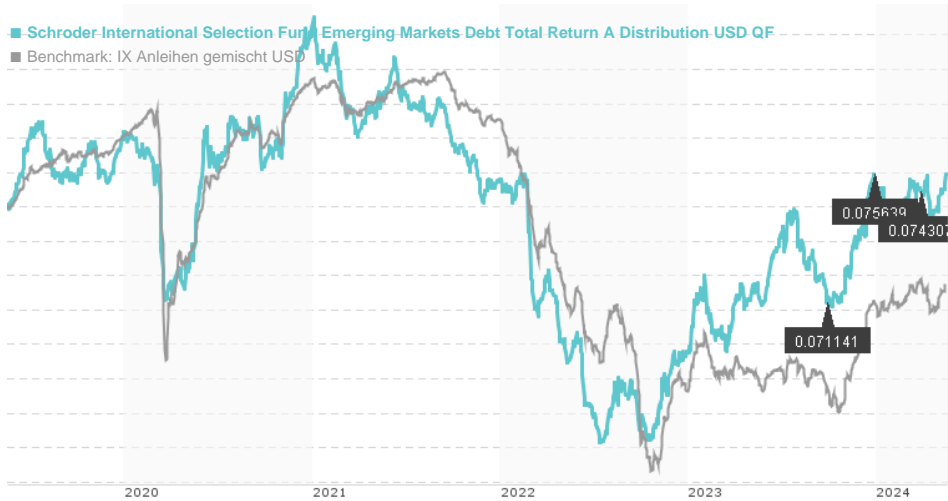


Schroder International Selection Fund Emerging Markets Debt Total Return A Distribution USD QF / LU0080733339 /

Last 05/17/2024 ¹	Region	Branch	Type of yield	Type
7.42 USD	Emerging Markets	Bonds: Mixed	paying dividend	Fixed-Income Fund



Risk key figures

SRI 1 2 3 4 5 6 7

Mountain-View Funds Rating² EDA³

64

Yearly Performance

2023	+11.29%
2022	-9.88%
2021	-7.95%
2020	+5.71%
2019	+4.66%

Master data		Conditions		Other figures	
Fund type	Single fund	Issue surcharge	3.00%	Minimum investment	USD 1,000.00
Category	Bonds	Planned administr. fee	0.00%	Savings plan	-
Sub category	Bonds: Mixed	Deposit fees	0.30%	UCITS / OGAW	Yes
Fund domicile	Luxembourg	Redemption charge	0.00%	Performance fee	0.00%
Tranch volume	(05/17/2024) USD 2.64 mill.	Ongoing charges	-	Redeployment fee	0.00%
Total volume	(05/17/2024) USD 1,093.45 mill.	Dividends		Investment company	
Launch date	8/29/1997	28.03.2024	0.07 USD	Schroder IM (EU)	
KESr report funds	Yes	28.12.2023	0.08 USD	5, rue Höhenhof, 1736, Senningerberg	
Business year start	01.01.	28.09.2023	0.07 USD	Luxembourg	
Sustainability type	-	15.06.2023	0.07 USD	https://www.schroders.com	
Fund manager	Abdallah Guezour	23.03.2023	0.07 USD		

Performance	1M	6M	YTD	1Y	2Y	3Y	5Y	Since start
Performance	+2.61%	+4.30%	-0.02%	+7.17%	+11.52%	-4.04%	+1.99%	+211.62%
Performance p.a.	-	-	-	+7.15%	+5.60%	-1.36%	+0.39%	+4.34%
Sharpe ratio	10.39	0.98	-0.85	0.65	0.31	-0.91	-0.60	0.10
Volatility	3.17%	5.15%	4.53%	5.17%	5.77%	5.67%	5.71%	5.33%
Worst month	-	-1.73%	-1.73%	-2.59%	-4.84%	-4.84%	-5.54%	-12.25%
Best month	-	3.85%	3.85%	3.89%	4.09%	4.09%	4.62%	8.72%
Maximum loss	-0.28%	-2.56%	-2.51%	-5.66%	-6.92%	-20.61%	-22.26%	-

Distribution permission

Austria, Germany, Switzerland, United Kingdom, Luxembourg

¹ Important note on update status: The displayed date refers exclusively to the calculation of the NAV.

² The Mountain-View Data Fund Rating calculates a comparative ranking for funds using yield, volatility and trend data. For more information visit [MVD Funds Rating](#)

³ Displays the Ethical-Dynamical Ratio calculated according to standard criteria. The maximum value is 100. For more information visit [EDA](#)

Schroder International Selection Fund Emerging Markets Debt Total Return A Distribution USD QF / LU0080733339 /

Investment strategy

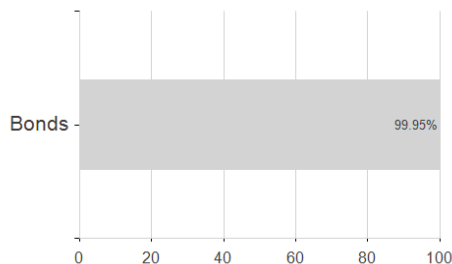
The fund is actively managed and invests at least two-thirds of its assets in fixed and floating rate securities, currencies and Money Market Investments in emerging markets. The fixed and floating rate securities are issued by governments, government agencies, supra-nationals and companies. The fund may also hold cash. In exceptional circumstances during periods of high market volatility, the fund may hold up to 40% of its assets in deposits and Money Market Investments in developed markets. In such instances, the two-thirds referenced above will be measured against the fund's assets excluding deposits and Money Market Instruments in developed markets. The fund may invest in excess of 50% of its assets in bonds that have a below investment grade credit rating (as measured by Standard & Poor's or any equivalent grade of other credit rating agencies). The fund may invest up to 15% of its assets mainland China through regulated markets (including the CIBM via Bond Connect or CIBM Direct).

Investment goal

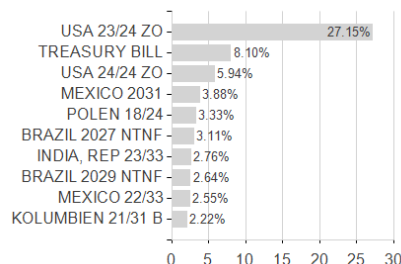
The fund aims to provide capital growth and income after fees have been deducted by investing in fixed and floating rate securities issued by governments, government agencies, supra nationals and companies in emerging markets. The fund is designed to participate in rising markets while aiming to mitigate losses in falling markets through the use of cash and derivatives. The mitigations of losses cannot be guaranteed.

Assessment Structure

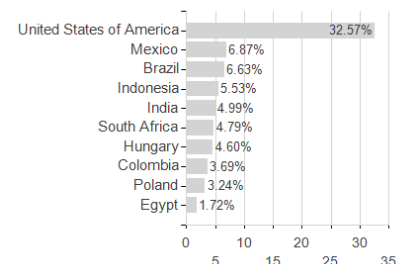
Assets



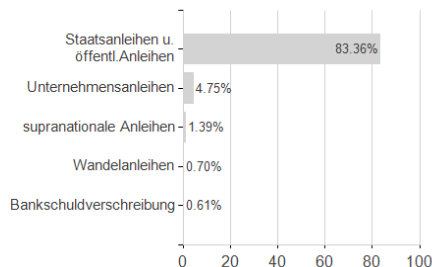
Largest positions



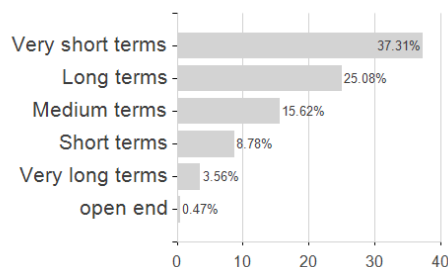
Countries



Issuer



Duration



Currencies

