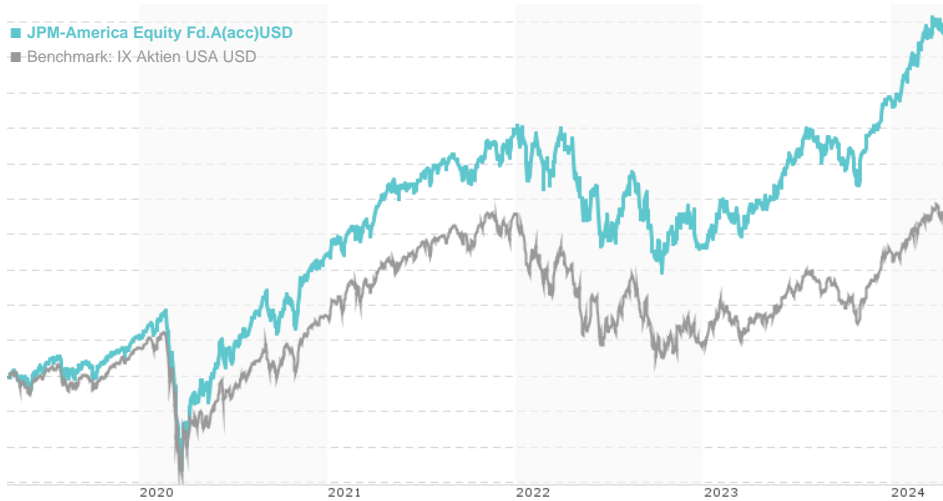


JPM-America Equity Fd.A(acc)USD / LU0210528500 / A0DQHR / JPMorgan AM (EU)

Last 04/18/2024 ¹	Country	Branch	Type of yield	Type
52.01 USD	United States of America	Mixed Sectors	reinvestment	Equity Fund

■ JPM-America Equity Fd.A(acc)USD
■ Benchmark: IX-Aktien USA USD



Risk key figures

SRI 1 2 3 4 5 6 7

Mountain-View Funds Rating²

▲ ▲ ▲ ▲ ▲ ▲

EDA³

73

Yearly Performance

2023	+31.10%
2022	-19.18%
2021	+25.74%
2020	+21.11%
2019	+27.89%

Master data		Conditions		Other figures	
Fund type	Single fund	Issue surcharge	5.00%	Minimum investment	USD 35,000.00
Category	Equity	Planned administr. fee	0.00%	Savings plan	-
Sub category	Mixed Sectors	Deposit fees	0.00%	UCITS / OGAW	Yes
Fund domicile	Luxembourg	Redemption charge	0.50%	Performance fee	0.00%
Tranch volume	(04/18/2024) USD 489.80 mill.	Ongoing charges	-	Redeployment fee	0.00%
Total volume	(04/18/2024) USD 6,542.52 mill.	Dividends		Investment company	
Launch date	3/29/2005	JPMorgan AM (EU)			
KESr report funds	Yes	PO Box 275, 2012, Luxembourg			
Business year start	01.07.	Luxembourg			
Sustainability type	-	https://www.jpmorganassetmanagement.de			
Fund manager	Jonathan Simon, Timothy Parton				

Performance	1M	6M	YTD	1Y	2Y	3Y	5Y	Since start
Performance	-2.35%	+17.70%	+7.48%	+28.26%	+17.06%	+26.85%	+94.21%	+420.10%
Performance p.a.	-	-	-	+28.17%	+8.19%	+8.25%	+14.18%	+9.03%
Sharpe ratio	-2.11	2.79	1.92	1.97	0.24	0.25	0.52	0.28
Volatility	13.44%	12.44%	12.50%	12.36%	18.24%	17.44%	19.68%	18.04%
Worst month	-	-4.20%	-4.20%	-4.20%	-9.37%	-9.37%	-13.03%	-15.97%
Best month	-	9.50%	5.23%	9.50%	9.50%	9.50%	14.53%	14.53%
Maximum loss	-4.48%	-5.73%	-4.48%	-9.47%	-22.55%	-24.37%	-37.04%	-

Distribution permission

Austria, Germany, Switzerland, United Kingdom

¹ Important note on update status: The displayed date refers exclusively to the calculation of the NAV.

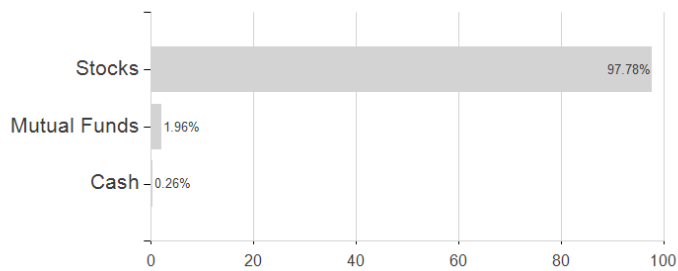
JPM-America Equity Fd.A(acc)USD / LU0210528500 / A0DQHR / JPMorgan AM (EU)

2 The Mountain-View Data Fund Rating calculates a comparative ranking for funds using yield, volatility and trend data. For more information visit [MVD Funds Rating](#)

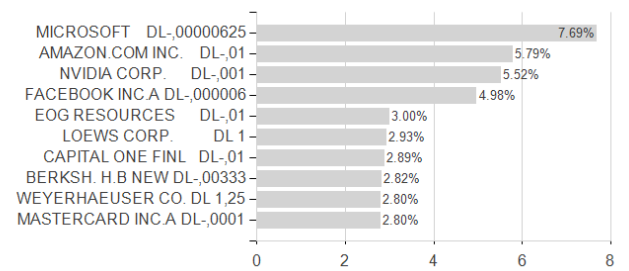
3 Displays the Ethical-Dynamical Ratio calculated according to standard criteria. The maximum value is 100. For more information visit [EDA](#)

Assessment Structure

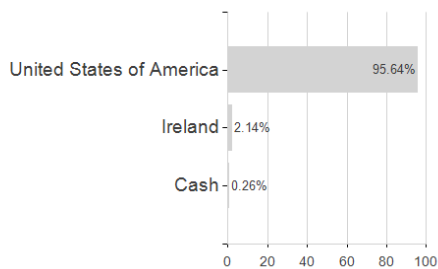
Assets



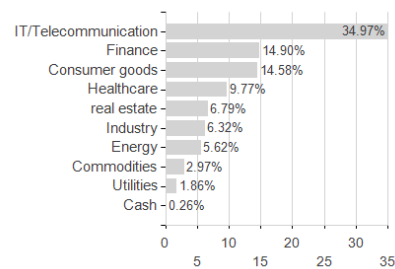
Largest positions



Countries



Branches



Currencies

