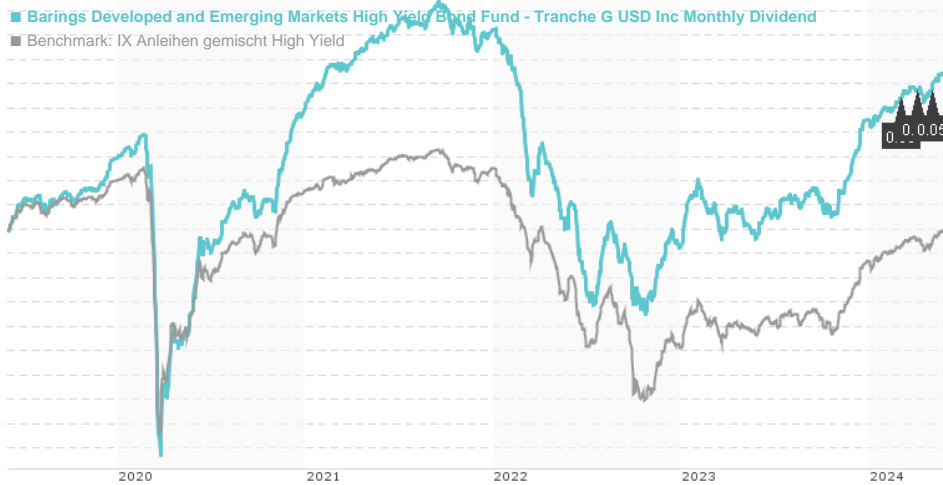


## Barings Developed and Emerging Markets High Yield Bond Fund - Tranche G USD Inc Monthly Dividend /

Last 05/30/2024 <sup>1</sup>	Region	Branch	Type of yield	Type
7.70 USD	Worldwide	Bonds: Mixed	paying dividend	Fixed-Income Fund



### Risk key figures

SRI 1 2 3 4 5 6 7

Mountain-View Funds Rating<sup>2</sup> EDA<sup>3</sup>

71

### Yearly Performance

2023	+10.66%
2022	-15.36%
2021	+5.50%
2020	+4.32%
2019	+13.20%

Master data		Conditions		Other figures	
Fund type	Single fund	Issue surcharge	5.00%	Minimum investment	USD 1,000.00
Category	Bonds	Planned administr. fee	0.00%	Savings plan	-
Sub category	Bonds: Mixed	Deposit fees	0.00%	UCITS / OGAW	Yes
Fund domicile	Ireland	Redemption charge	0.00%	Performance fee	0.00%
Tranch volume	(05/30/2024) USD 116.12 mill.	Ongoing charges	-	Redeployment fee	0.00%
Total volume	(05/30/2024) USD 304.46 mill.	Dividends		Investment company	
Launch date	11/15/2002	01.05.2024	0.05 USD	Baring Int.Fd.M.(IE) Ballsbridge 1 3rd Floor Building 3, D04 EP27, Dublin Ireland www.baring.com	
KESr report funds	Yes	02.04.2024	0.05 USD		
Business year start	01.05.	01.03.2024	0.05 USD		
Sustainability type	-	01.02.2024	0.05 USD		
Fund manager	Craig Abouchar, Sean Feeley, Natalia Krol, Scott Roth, Chris Sawyer, Omotunde Lawal		02.01.2024	0.05 USD	

Performance	1M	6M	YTD	1Y	2Y	3Y	5Y	Since start
Performance	+1.18%	+6.49%	+3.18%	+12.86%	+10.03%	-2.68%	+12.14%	+99.37%
Performance p.a.	-	-	-	+12.83%	+4.89%	-0.90%	+2.32%	+3.75%
Sharpe ratio	5.47	3.82	1.83	2.81	0.22	-0.92	-0.23	-0.01
Volatility	2.12%	2.55%	2.28%	3.23%	5.11%	5.09%	6.41%	5.04%
Worst month	-	-0.39%	-0.39%	-1.86%	-6.98%	-6.98%	-17.08%	-17.08%
Best month	-	4.30%	3.21%	4.30%	4.43%	4.43%	5.43%	8.01%
Maximum loss	-0.26%	-1.04%	-1.04%	-2.29%	-9.04%	-21.64%	-24.52%	-

### Distribution permission

Austria, Germany, Switzerland

<sup>1</sup> Important note on update status: The displayed date refers exclusively to the calculation of the NAV.

<sup>2</sup> The Mountain-View Data Fund Rating calculates a comparative ranking for funds using yield, volatility and trend data. For more information visit [MVD Funds Rating](#)

<sup>3</sup> Displays the Ethical-Dynamical Ratio calculated according to standard criteria. The maximum value is 100. For more information visit [EDA](#)

## Barings Developed and Emerging Markets High Yield Bond Fund - Tranche G USD Inc Monthly Dividend /

### Investment strategy

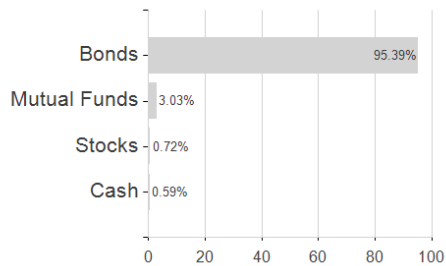
The Fund will seek to achieve its primary investment objective by investing at least 70% of its assets in debt and loan securities of corporations and governments. The Fund intends to invest approximately two-thirds in securities issued from OECD member states and the remaining one-third in securities operating in developing or emerging countries.

### Investment goal

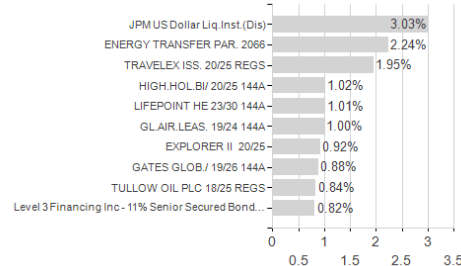
The Barings Developed and Emerging Markets High Yield Bond Fund ("The Fund") seeks to produce a high level of current yield in dollar terms, commensurate with an acceptable level of risk, as determined by the portfolio managers. Any capital appreciation will be incidental.

### Assessment Structure

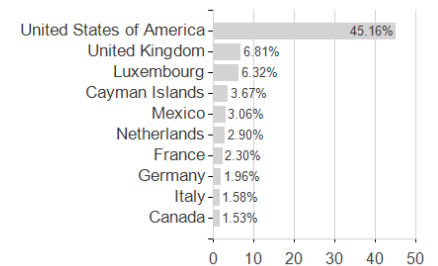
#### Assets



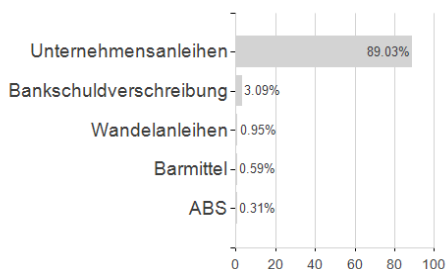
#### Largest positions



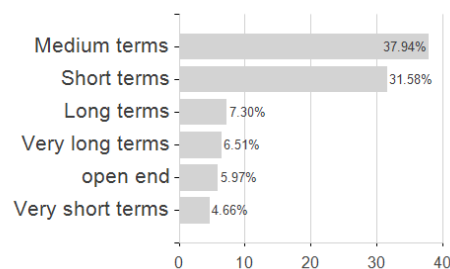
#### Countries



#### Issuer



#### Duration



#### Currencies

