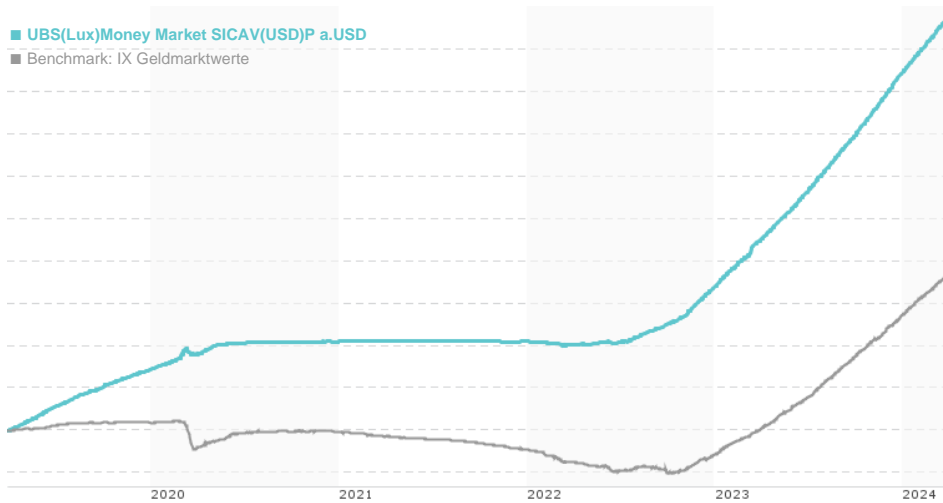


UBS(Lux)Money Market SICAV(USD)P a.USD / LU0146075105 / 570283 / UBS Fund M. (LU)

| Last 03/26/2024 ¹ | Region | Branch | Type of yield | Type |
|------------------------------|-----------|-------------------------|---------------|-------------------|
| 134.17 USD | Worldwide | Money Market Securities | reinvestment | Money Market Fund |

■ UBS(Lux)Money Market SICAV(USD)P a.USD
■ Benchmark: IX Geldmarktwerte



Risk key figures

SRI 1 2 3 4 5 6 7

Mountain-View Funds Rating² EDA³

▲ ▲ ▲ ▲ ▲ ▲

Yearly Performance

| | |
|------|--------|
| 2023 | +4.89% |
| 2022 | +1.23% |
| 2021 | - |
| 2020 | +0.67% |
| 2019 | +1.96% |

| Master data | | Conditions | | Other figures | |
|-------------------------------|---------------------------------------------------|-------------------------------------------------------|-------|--------------------|-------|
| Fund type | Single fund | Issue surcharge | 3.00% | Minimum investment | UNT 0 |
| Category | Money Market | Planned administr. fee | 0.00% | Savings plan | - |
| Sub category | Money Market Securities | Deposit fees | 0.00% | UCITS / OGAW | Yes |
| Fund domicile | Luxembourg | Redemption charge | 0.00% | Performance fee | 0.00% |
| Tranch volume | (03/26/2024) USD 68.64 mill. | Ongoing charges | - | Redeployment fee | 0.00% |
| Total volume | (03/26/2024) USD 186.77 mill. | Dividends | | Investment company | |
| Launch date | 4/12/2002 | UBS Fund M. (LU) | | | |
| KES ¹ report funds | Yes | 33A avenue J.F. Kennedy, 1855, Luxembourg | | | |
| Business year start | 01.11. | Luxembourg | | | |
| Sustainability type | - | https://www.ubs.com | | | |
| Fund manager | Michael Hitzlberger, Robbie Taylor, Zieshan Afzal | | | | |

| Performance | 1M | 6M | YTD | 1Y | 2Y | 3Y | 5Y | Since start |
|------------------|--------|--------|--------|--------|--------|--------|--------|-------------|
| Performance | +0.39% | +2.62% | +1.18% | +5.01% | +7.53% | +7.43% | +9.73% | +34.17% |
| Performance p.a. | - | - | - | +5.01% | +3.70% | +2.42% | +1.87% | +1.35% |
| Sharpe ratio | 6.05 | 7.41 | 6.96 | 5.93 | -0.90 | -7.03 | -10.73 | -16.89 |
| Volatility | 0.18% | 0.20% | 0.19% | 0.19% | 0.22% | 0.21% | 0.19% | 0.15% |
| Worst month | - | 0.35% | 0.35% | 0.33% | -0.03% | -0.03% | -0.03% | -0.03% |
| Best month | - | 0.46% | 0.45% | 0.46% | 0.46% | 0.46% | 0.46% | 0.46% |
| Maximum loss | 0.00% | 0.00% | 0.00% | 0.00% | -0.06% | -0.11% | -0.15% | - |

Distribution permission

Austria, Germany, Switzerland, United Kingdom

¹ Important note on update status: The displayed date refers exclusively to the calculation of the NAV.

² The Mountain-View Data Fund Rating calculates a comparative ranking for funds using yield, volatility and trend data. For more information visit [MVD Funds Rating](#)

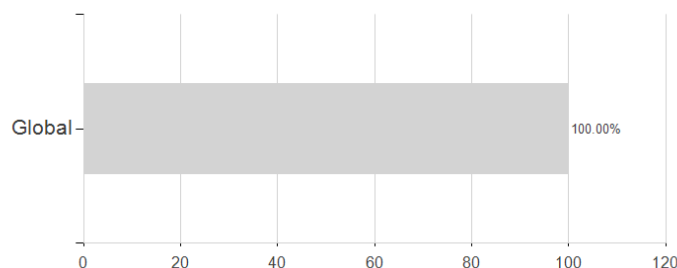
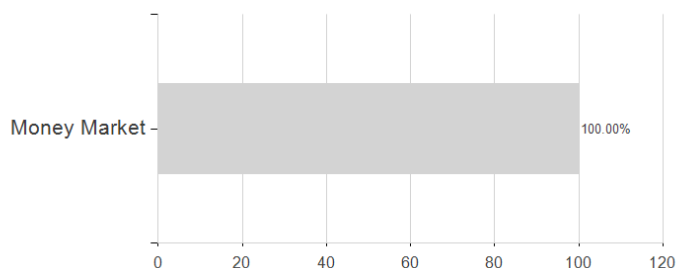
³ Displays the Ethical-Dynamical Ratio calculated according to standard criteria. The maximum value is 100. For more information visit [EDA](#)

UBS(Lux)Money Market SICAV(USD)P a.USD / LU0146075105 / 570283 / UBS Fund M. (LU)

Assessment Structure

Assets

Countries



Duration

Largest positions

Rating

