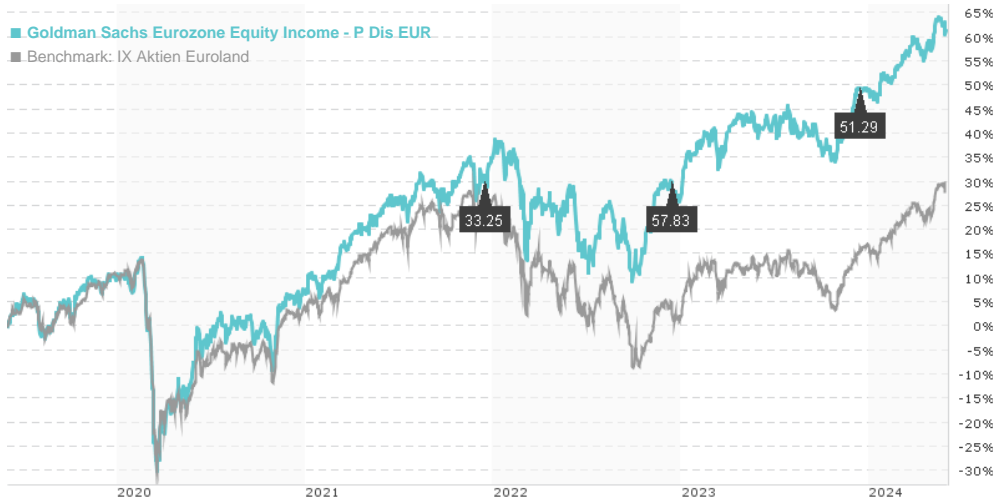


Goldman Sachs Eurozone Equity Income - P Dis EUR / LU0127786605 / 666312 / Goldman Sachs AM BV

Last 05/30/2024 ¹	Region	Branch	Type of yield	Type
1609.74 EUR	Euroland	Mixed Sectors	paying dividend	Equity Fund

■ Goldman Sachs Eurozone Equity Income - P Dis EUR
■ Benchmark: IX Aktien Euroland



Risk key figures

SRI 1 2 3 4 5 6 7

Mountain-View Funds Rating²EDA³ 61

Yearly Performance

2023	+18.44%
2022	-6.66%
2021	+26.22%
2020	-2.51%
2019	+21.81%

Master data		Conditions		Other figures	
Fund type	Single fund	Issue surcharge	3.00%	Minimum investment	UNT 0
Category	Equity	Planned administr. fee	0.00%	Savings plan	-
Sub category	Mixed Sectors	Deposit fees	0.00%	UCITS / OGAW	Yes
Fund domicile	Luxembourg	Redemption charge	0.00%	Performance fee	0.00%
Tranch volume	(04/03/2023) EUR 27.30 mill.	Ongoing charges	-	Redeployment fee	0.00%
Total volume	(05/30/2024) EUR 1,185.44 mill.	Dividends		Investment company	
Launch date	4/8/1999	14.12.2023	51.29 EUR	Goldman Sachs AM BV Schenkkade 65, 2509, LL Den Haag Netherlands www.gsam.com	
KESr report funds	Yes	14.12.2022	57.83 EUR		
Business year start	01.10.	14.12.2021	33.25 EUR		
Sustainability type	-	14.12.2020	32.20 EUR		
Fund manager	Robert Davis, Nicolas Simar	16.12.2019	40.40 EUR		

Performance	1M	6M	YTD	1Y	2Y	3Y	5Y	Since start
Performance	+2.10%	+11.65%	+8.17%	+14.57%	+24.64%	+30.40%	+60.28%	+128.45%
Performance p.a.	-	-	-	+14.53%	+11.62%	+9.25%	+9.88%	+4.52%
Sharpe ratio	2.92	2.58	2.06	1.13	0.60	0.36	0.33	0.04
Volatility	8.56%	8.16%	8.46%	9.54%	13.16%	15.32%	18.61%	19.36%
Worst month	-	-1.26%	-1.26%	-3.27%	-10.62%	-10.62%	-19.05%	-19.05%
Best month	-	6.37%	3.95%	6.37%	8.53%	8.53%	16.15%	16.15%
Maximum loss	-2.05%	-3.16%	-3.16%	-8.00%	-15.42%	-21.20%	-38.97%	-

Distribution permission

Austria, Germany, Luxembourg

¹ Important note on update status: The displayed date refers exclusively to the calculation of the NAV.

² The Mountain-View Data Fund Rating calculates a comparative ranking for funds using yield, volatility and trend data. For more information visit [MVD Funds Rating](#)

³ Displays the Ethical-Dynamical Ratio calculated according to standard criteria. The maximum value is 100. For more information visit [EDA](#)

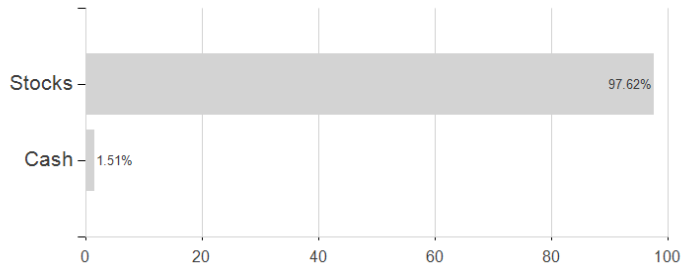
Goldman Sachs Eurozone Equity Income - P Dis EUR / LU0127786605 / 666312 / Goldman Sachs AM BV

Investment goal

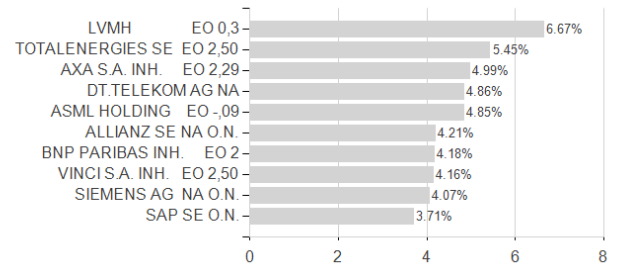
The sub-fund invests primarily in a diversified portfolio of shares and/or transferable securities issued by companies incorporated, quoted or traded in any member state of the European Monetary Union and offering an attractive dividend yield.

Assessment Structure

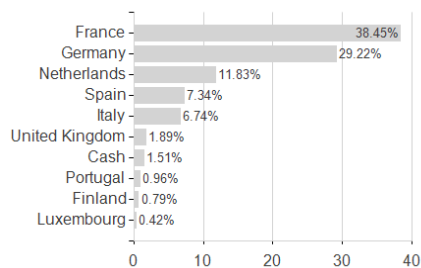
Assets



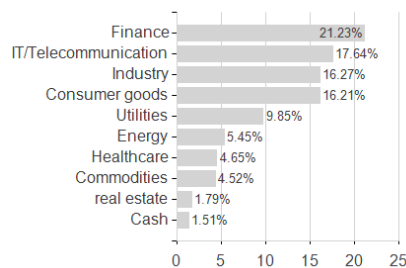
Largest positions



Countries



Branches



Currencies

