

## Warburg Value Fund A / LU0208289198 / A0DN29 / LRI Invest

Last 04/25/2024 <sup>1</sup>	Region	Branch	Type of yield	Type
433.21 EUR	Worldwide	Mixed Sectors	reinvestment	Equity Fund

■ Warburg Value Fund A  
■ Benchmark: IX Aktien Welt EUR



### Risk key figures

SRI 1 2 3 4 5 6 7

Mountain-View Funds Rating<sup>2</sup>

EDA<sup>3</sup>

▲ ▲ ▲ ▲ ▲ ▲

77

### Yearly Performance

2023	+12.63%
2022	-3.94%
2021	+26.89%
2020	-4.22%
2019	+17.52%

Master data		Conditions		Other figures	
Fund type	Single fund	Issue surcharge	5.00%	Minimum investment	EUR 100.00
Category	Equity	Planned administr. fee	0.00%	Savings plan	Yes
Sub category	Mixed Sectors	Deposit fees	0.20%	UCITS / OGAW	Yes
Fund domicile	Luxembourg	Redemption charge	0.00%	Performance fee	10.00%
Tranch volume	(04/25/2024) EUR 36.70 mill.	Ongoing charges	-	Redeployment fee	0.00%
Total volume	(04/25/2024) EUR 86.55 mill.	Dividends		Investment company	
Launch date	12/23/2004	LRI Invest			
KESr report funds	Yes	9A, rue Gabriel Lippmann, 5365, Munsbach			
Business year start	01.04.	Luxembourg			
Sustainability type	-	<a href="http://www.lri-Invest.lu">http://www.lri-Invest.lu</a>			
Fund manager	Gregor Trachsel, SG Value Partners AG				

Performance	1M	6M	YTD	1Y	2Y	3Y	5Y	Since start
Performance	+1.44%	+14.21%	+5.12%	+16.22%	+11.15%	+20.47%	+38.70%	+333.21%
Performance p.a.	-	-	-	+16.18%	+5.42%	+6.40%	+6.75%	+7.87%
Sharpe ratio	1.77	3.37	1.76	1.36	0.12	0.20	0.17	0.26
Volatility	8.15%	7.91%	7.64%	9.04%	12.54%	12.77%	16.61%	15.28%
Worst month	-	-4.34%	-1.03%	-4.34%	-10.97%	-10.97%	-23.29%	-23.29%
Best month	-	4.40%	4.30%	4.48%	6.69%	6.69%	21.20%	21.20%
Maximum loss	-2.34%	-2.47%	-2.47%	-7.27%	-13.43%	-16.45%	-40.58%	-

### Distribution permission

Austria, Germany, Switzerland

<sup>1</sup> Important note on update status: The displayed date refers exclusively to the calculation of the NAV.

<sup>2</sup> The Mountain-View Data Fund Rating calculates a comparative ranking for funds using yield, volatility and trend data. For more information visit [MVD Funds Rating](#)

<sup>3</sup> Displays the Ethical-Dynamical Ratio calculated according to standard criteria. The maximum value is 100. For more information visit [EDA](#)

DISCLAIMER: The information on this page are for informational purposes only and should neither an offer to sell nor a solicitation for the purchase of the security or recommendation in favor of the security to be understood. baha GmbH assumes no liability despite thorough searches for the accuracy of the data.

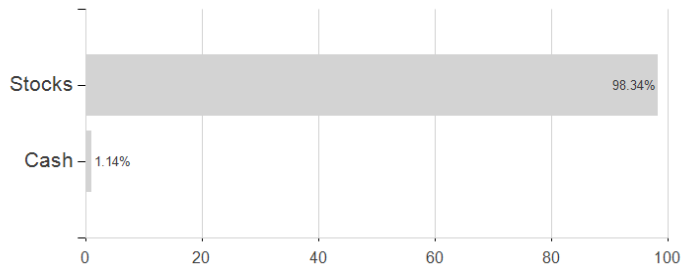
Funds data from: www.mountain-view.com. Fact Sheet created by: www.baha.com

Created: 04/26/2024

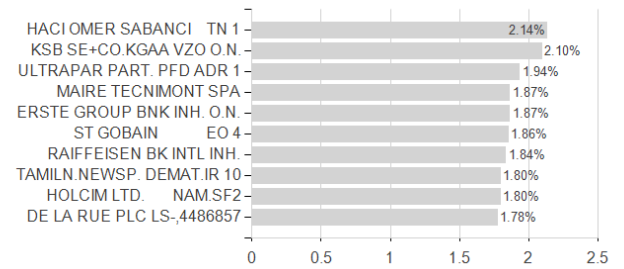
## Warburg Value Fund A / LU0208289198 / A0DN29 / LRI Invest

### Assessment Structure

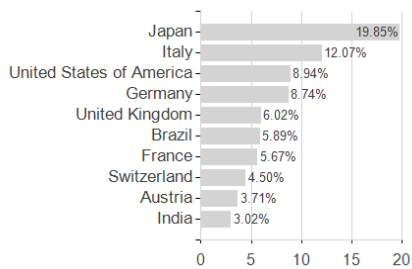
#### Assets



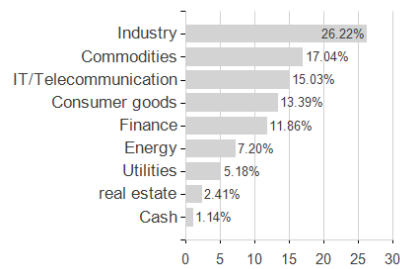
#### Largest positions



#### Countries



#### Branches



#### Currencies

