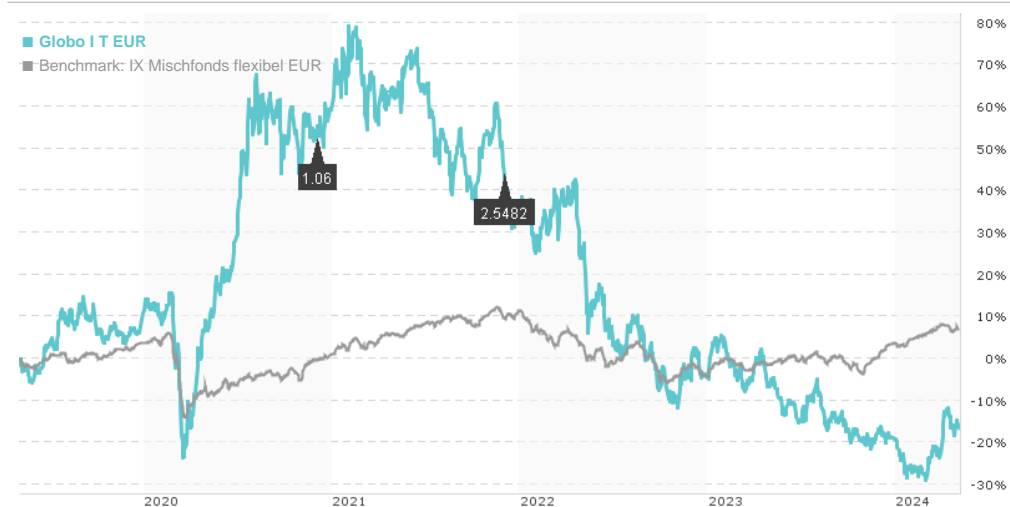


Globo I T EUR / AT0000500392 / 050039 / Schoellerbank Invest

Last 05/03/2024 ¹	Region	Branch	Type of yield	Type
64.02 EUR	Worldwide	Mixed fund/flexible	reinvestment	Mixed Fund



Risk key figures							
SRI	1	2	3	4	5	6	7
Mountain-View Funds Rating ²	EDA ³						
						77	
Yearly Performance							
2023	-15.25%						
2022	-28.64%						
2021	-15.74%						
2020	+43.58%						
2019	+20.61%						

Master data		Conditions		Other figures	
Fund type	Single fund	Issue surcharge	2.00%	Minimum investment	UNT 0
Category	Mixed Fund	Planned administr. fee	0.00%	Savings plan	-
Sub category	Mixed fund/flexible	Deposit fees	0.00%	UCITS / OGAW	Yes
Fund domicile	Austria	Redemption charge	0.00%	Performance fee	0.00%
Tranch volume	(05/03/2024) EUR 0.208 mill.	Ongoing charges	-	Redeployment fee	0.00%
Total volume	(05/03/2024) EUR 0.208 mill.	Dividends		Investment company	
Launch date	11/2/2005	01.12.2021	2.55 EUR	Schoellerbank Invest Renngasse 3, 1010, Wien Austria https://www.schoellerbank.at	
KESr report funds	Yes	01.12.2020	1.06 EUR		
Business year start	01.10.	03.12.2018	0.81 EUR		
Sustainability type	-	01.12.2017	1.75 EUR		
Fund manager	Dr. Bost & Compagnon Vermögensverwaltung	01.12.2016	1.52 EUR		

Performance	1M	6M	YTD	1Y	2Y	3Y	5Y	Since start
Performance	-0.97%	+4.95%	+3.03%	-11.12%	-32.62%	-48.41%	-15.81%	+43.76%
Performance p.a.	-	-	-	-11.09%	-17.90%	-19.78%	-3.38%	+1.98%
Sharpe ratio	-0.57	0.31	0.24	-0.78	-0.99	-1.07	-0.29	-0.09
Volatility	26.21%	20.90%	23.30%	19.15%	21.88%	22.16%	24.85%	19.79%
Worst month	-	-8.82%	-8.82%	-8.82%	-9.31%	-9.31%	-20.60%	-27.76%
Best month	-	10.40%	10.40%	10.40%	10.40%	11.69%	30.25%	30.25%
Maximum loss	-7.38%	-15.30%	-12.28%	-25.81%	-44.25%	-59.11%	-60.31%	-

Distribution permission

Austria, Germany

¹ Important note on update status: The displayed date refers exclusively to the calculation of the NAV.

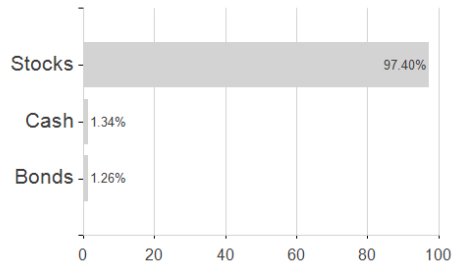
² The Mountain-View Data Fund Rating calculates a comparative ranking for funds using yield, volatility and trend data. For more information visit [MVD Funds Rating](#)

³ Displays the Ethical-Dynamical Ratio calculated according to standard criteria. The maximum value is 100. For more information visit [EDA](#)

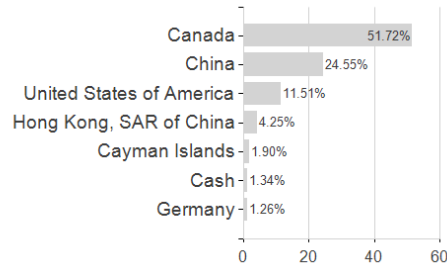
Globo I T EUR / AT0000500392 / 050039 / Schoellerbank Invest

Assessment Structure

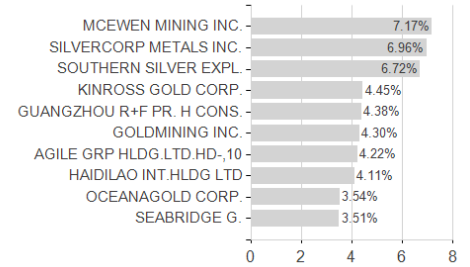
Assets



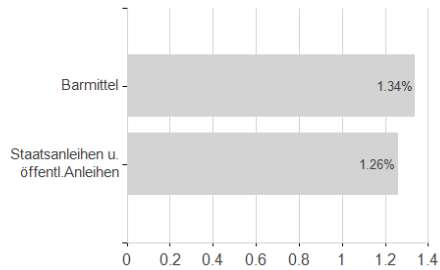
Countries



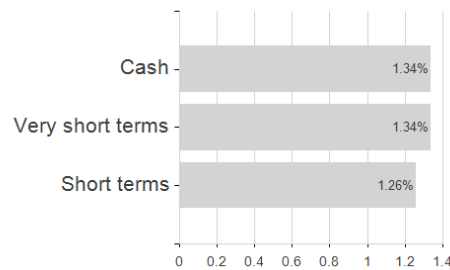
Largest positions



Issuer



Duration



Currencies

