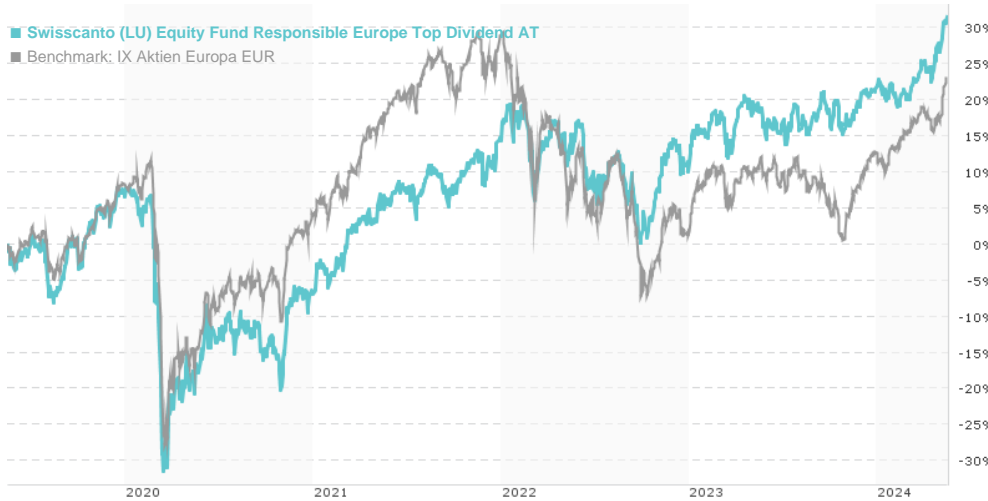


Swisscanto (LU) Equity Fund Responsible Europe Top Dividend AT / LU0230112558 / A0J26F / Swisscanto AM Int.

Last 05/16/2024 ¹	Region	Branch	Type of yield	Type
204.47 EUR	Europe	Mixed Sectors	reinvestment	Equity Fund

■ Swisscanto (LU) Equity Fund Responsible Europe Top Dividend AT
■ Benchmark: IX Aktien Europa EUR



Risk key figures

SRI 1 2 3 4 5 6 7

Mountain-View Funds Rating² EDA³

64

Yearly Performance

2023	+10.34%
2022	-3.76%
2021	+22.74%
2020	-12.61%
2019	+16.48%

Master data		Conditions		Other figures	
Fund type	Single fund	Issue surcharge	5.00%	Minimum investment	UNT 0
Category	Equity	Planned administr. fee	0.00%	Savings plan	-
Sub category	Mixed Sectors	Deposit fees	0.00%	UCITS / OGAW	Yes
Fund domicile	Luxembourg	Redemption charge	0.00%	Performance fee	0.00%
Tranch volume	(05/16/2024) EUR 13.91 mill.	Ongoing charges	-	Redeployment fee	0.00%
Total volume	(05/16/2024) EUR 31.99 mill.	Dividends		Investment company	
Launch date	11/18/2005	Swisscanto AM Int.			
KESt report funds	Yes	Rue de Bitbourg 19, 1273, Luxembourg			
Business year start	01.04.	Luxembourg			
Sustainability type	Ethics/ecology	https://www.swisscanto.lu			
Fund manager	Zürcher Kantonalbank				

Performance	1M	6M	YTD	1Y	2Y	3Y	5Y	Since start
Performance	+7.20%	+12.02%	+8.19%	+10.72%	+15.14%	+23.06%	+31.17%	+104.47%
Performance p.a.	-	-	-	+10.69%	+7.29%	+7.16%	+5.57%	+3.94%
Sharpe ratio	12.07	2.94	2.50	0.78	0.31	0.27	0.10	0.01
Volatility	10.71%	7.46%	7.95%	8.86%	11.41%	12.30%	16.95%	19.04%
Worst month	-	-1.52%	-1.52%	-4.50%	-8.01%	-8.01%	-14.09%	-16.11%
Best month	-	4.39%	4.39%	4.39%	6.47%	6.47%	15.01%	18.27%
Maximum loss	-0.97%	-3.00%	-3.00%	-5.06%	-14.46%	-16.08%	-36.46%	-

Distribution permission

Austria, Germany, Switzerland

¹ Important note on update status: The displayed date refers exclusively to the calculation of the NAV.

² The Mountain-View Data Fund Rating calculates a comparative ranking for funds using yield, volatility and trend data. For more information visit [MVD Funds Rating](#)

³ Displays the Ethical-Dynamical Ratio calculated according to standard criteria. The maximum value is 100. For more information visit [EDA](#)

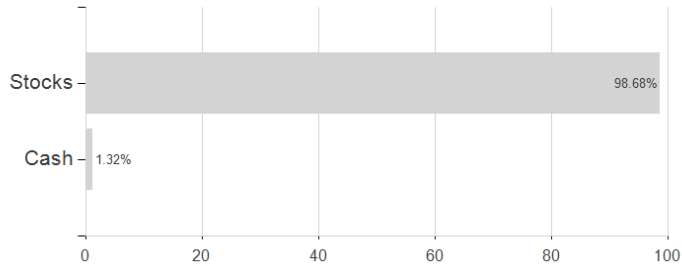
Swisscanto (LU) Equity Fund Responsible Europe Top Dividend AT / LU0230112558 / A0J26F / Swisscanto AM Int.

Investment goal

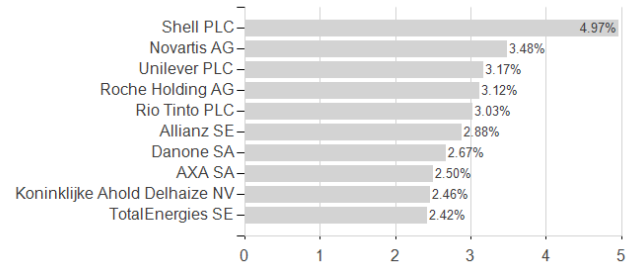
The fund invests predominantly in equities of European high-dividend companies.

Assessment Structure

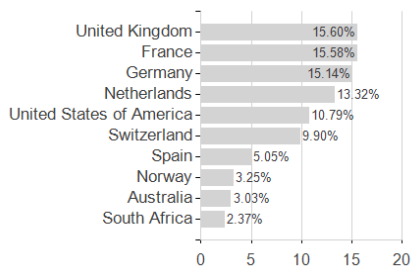
Assets



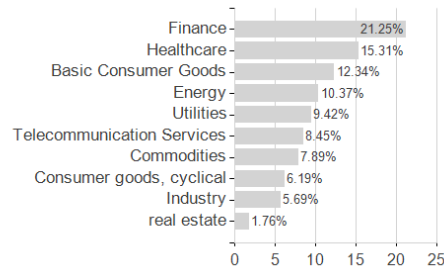
Largest positions



Countries



Branches



Currencies

