

AXA IM FIIS US Short Duration High Yield A (H) Capitalisation EUR / LU0194345913 / A0D81F / AXA Fds. Management

| Last 05/28/2024 ¹ | Country | Branch | Type of yield | Type |
|------------------------------|--------------------------|-----------------|---------------|-------------------|
| 181.19 EUR | United States of America | Corporate Bonds | reinvestment | Fixed-Income Fund |



Risk key figures

SRI 1 2 3 4 5 6 7

Mountain-View Funds Rating²EDA³ 73

Yearly Performance

| | |
|------|--------|
| 2023 | +7.37% |
| 2022 | -7.37% |
| 2021 | +2.29% |
| 2020 | +1.96% |
| 2019 | +4.64% |

| Master data | | Conditions | | Other figures | |
|---------------------|---------------------------------|------------------------|-------|---|-------------------|
| Fund type | Single fund | Issue surcharge | 0.00% | Minimum investment | USD 30,000,000.00 |
| Category | Bonds | Planned administr. fee | 0.00% | Savings plan | - |
| Sub category | Corporate Bonds | Deposit fees | 0.00% | UCITS / OGAW | Yes |
| Fund domicile | Luxembourg | Redemption charge | 0.00% | Performance fee | 0.00% |
| Tranch volume | (05/28/2024) USD 1,109.95 mill. | Ongoing charges | - | Redeployment fee | 0.00% |
| Total volume | (05/28/2024) USD 3,122.46 mill. | Dividends | | Investment company | |
| Launch date | 11/14/2005 | | | AXA Fds. Management | |
| KESr report funds | Yes | | | 49, Avenue J.F. Kennedy, 1855, Luxembourg | |
| Business year start | 01.01. | | | Luxembourg | |
| Sustainability type | - | | | www.axa-im.com | |
| Fund manager | Peter Vecchio, Vernard Bond | | | | |

| Performance | 1M | 6M | YTD | 1Y | 2Y | 3Y | 5Y | Since start |
|------------------|--------|--------|--------|--------|--------|--------|---------|-------------|
| Performance | +0.45% | +3.04% | +0.77% | +6.15% | +4.14% | +1.30% | +5.88% | +77.74% |
| Performance p.a. | - | - | - | +6.17% | +2.05% | +0.43% | +1.15% | +3.15% |
| Sharpe ratio | 1.09 | 1.06 | -0.92 | 0.83 | -0.41 | -0.87 | -0.60 | -0.22 |
| Volatility | 1.90% | 2.30% | 2.06% | 2.88% | 4.23% | 3.88% | 4.40% | 2.93% |
| Worst month | - | -0.54% | -0.54% | -1.10% | -5.10% | -5.10% | -6.33% | -9.08% |
| Best month | - | 3.11% | 2.00% | 3.11% | 4.45% | 4.45% | 4.45% | 4.45% |
| Maximum loss | -0.26% | -1.09% | -1.09% | -1.74% | -6.07% | -9.70% | -13.35% | - |

Distribution permission

Austria, Germany, Switzerland

¹ Important note on update status: The displayed date refers exclusively to the calculation of the NAV.

AXA IM FIIS US Short Duration High Yield A (H) Capitalisation EUR / LU0194345913 / A0D81F / AXA Fds. Management

2 The Mountain-View Data Fund Rating calculates a comparative ranking for funds using yield, volatility and trend data. For more information visit [MVD Funds Rating](#)

Investment strategy

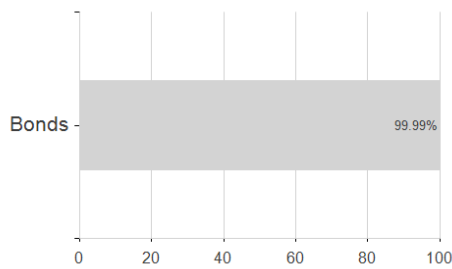
The Sub-Fund is actively managed in order to capture opportunities in US high yield debt markets. The Sub-Fund invests in high yield fixed or floating rate bonds primarily issued by corporates domiciled primarily in the US and with an expected life term or redemption inferior to 3 years on the basis of the asset manager anticipations. Such high return bonds have a rating lower than BBB- according to Standard & Poor's or equivalent (Moody's or other rating agencies) or are not rated.

Investment goal


The Sub-Fund is actively managed without reference to any benchmark and seeks to generate income by investing in high yield debt securities (subinvestment grade corporate bonds) denominated in USD while seeking to avoid the risk of defaults.

Assessment Structure

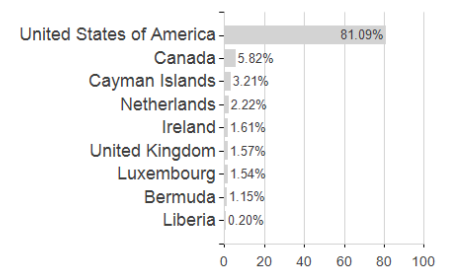
Assets



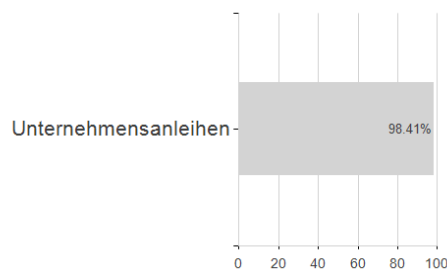
Largest positions



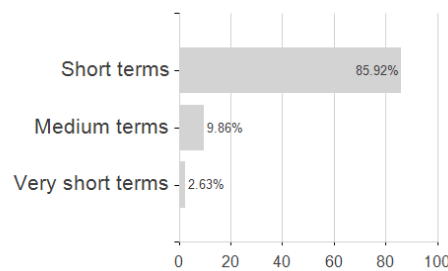
Countries



Issuer



Duration



Currencies

