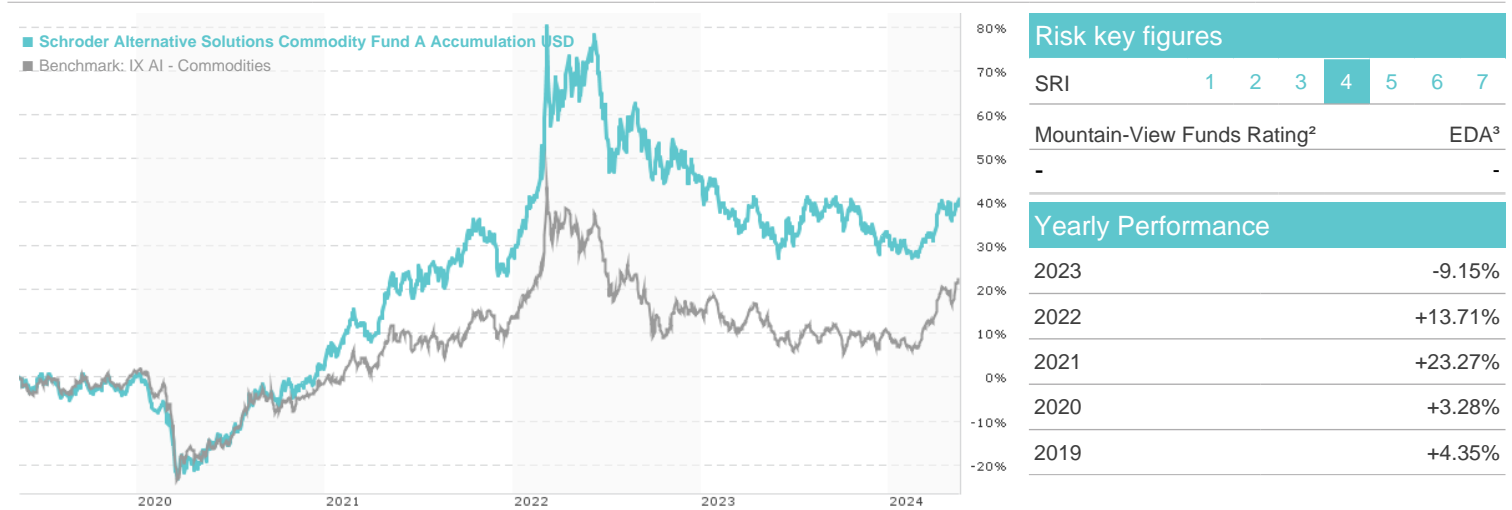


**Schroder Alternative Solutions Commodity Fund A Accumulation USD / LU0232504117 / A0HG81 / Schroder IM (EU)**

| Last 05/16/2024 <sup>1</sup> | Region    | Branch         | Type of yield | Type                 |
|------------------------------|-----------|----------------|---------------|----------------------|
| <b>87.02 USD</b>             | Worldwide | AI Commodities | reinvestment  | Alternative Investm. |



| Master data         |  | Conditions                           |       | Other figures      |               |
|---------------------|--|--------------------------------------|-------|--------------------|---------------|
| Fund type           | Single fund                                    | Issue surcharge                      | 5.00% | Minimum investment | USD 10,000.00 |
| Category            | Alternative Investments                        | Planned administr. fee               | 0.00% | Savings plan       | -             |
| Sub category        | AI Commodities                                 | Deposit fees                         | 0.30% | UCITS / OGAW       | Yes           |
| Fund domicile       | Luxembourg                                     | Redemption charge                    | 0.00% | Performance fee    | 10.00%        |
| Tranch volume       | (05/16/2024) USD 118.44 mill.                  | Ongoing charges                      | -     | Redeployment fee   | 0.00%         |
| Total volume        | (05/16/2024) USD 411.97 mill.                  | Dividends                            |       | Investment company |               |
| Launch date         | 10/31/2005                                     | Schroder IM (EU)                     |       |                    |               |
| KESr report funds   | Yes  | 5, rue Höhenhof, 1736, Senningerberg |       |                    |               |
| Business year start | 01.10.   | Luxembourg                           |       |                    |               |
| Sustainability type | -  | https://www.schroders.com            |       |                    |               |
| Fund manager        | Dravasp Jhabvala, James Luke, Malcolm Melville |                                      |       |                    |               |

| Performance      | 1M     | 6M     | YTD    | 1Y     | 2Y      | 3Y      | 5Y      | Since start |
|------------------|--------|--------|--------|--------|---------|---------|---------|-------------|
| Performance      | +1.39% | +4.20% | +6.51% | +5.11% | -16.89% | +16.18% | +40.81% | -12.98%     |
| Performance p.a. | -      | -      | -      | +5.10% | -8.83%  | +5.13%  | +7.08%  | -0.75%      |
| Sharpe ratio     | 1.39   | 0.46   | 1.46   | 0.11   | -0.87   | 0.08    | 0.20    | -0.30       |
| Volatility       | 10.36% | 10.46% | 10.13% | 11.49% | 14.56%  | 16.91%  | 15.91%  | 15.13%      |
| Worst month      | -      | -2.44% | -2.19% | -5.58% | -9.19%  | -9.19%  | -11.00% | -17.23%     |
| Best month       | -      | 5.24%  | 5.24%  | 7.01%  | 7.01%   | 9.77%   | 9.77%   | 15.69%      |
| Maximum loss     | -3.03% | -5.60% | -3.84% | -9.80% | -28.56% | -29.29% | -29.29% | -           |

**Distribution permission**

Germany, Switzerland

<sup>1</sup> Important note on update status: The displayed date refers exclusively to the calculation of the NAV.

<sup>2</sup> The Mountain-View Data Fund Rating calculates a comparative ranking for funds using yield, volatility and trend data. For more information visit [MVD Funds Rating](#)

<sup>3</sup> Displays the Ethical-Dynamical Ratio calculated according to standard criteria. The maximum value is 100. For more information visit [EDA](#)

## Schroder Alternative Solutions Commodity Fund A Accumulation USD / LU0232504117 / A0HG81 / Schroder IM (EU)

### Investment strategy

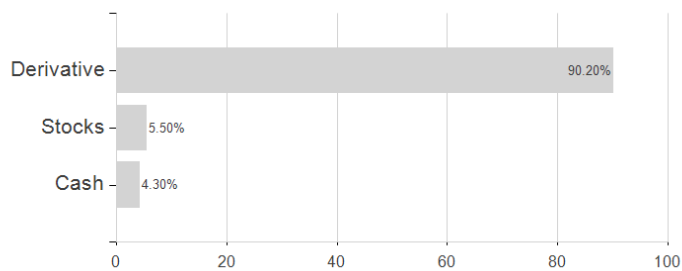
The fund will be exposed to a range of commodity sectors and will be primarily invested in the agriculture, metal, and energy complexes. The fund will invest predominantly in a range of commodity derivative related instruments, principally comprising of futures and other commodity linked derivative instruments, and, to a lesser extent, equities and cash. The fund will not acquire physical commodities directly. The fund will neither employ leverage nor engage in short selling.

### Investment goal

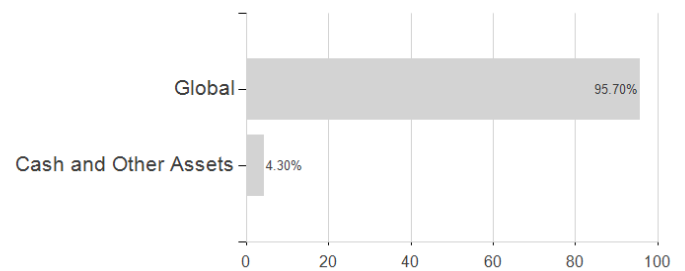
The Fund's investment objective is to generate growth in the long term through investment in commodity related instruments globally. Indirect investment in commodities may cause the fund to face market risk from the value of the underlying asset together with geopolitical, supply, currency exchange rate and interest rate risks.

### Assessment Structure

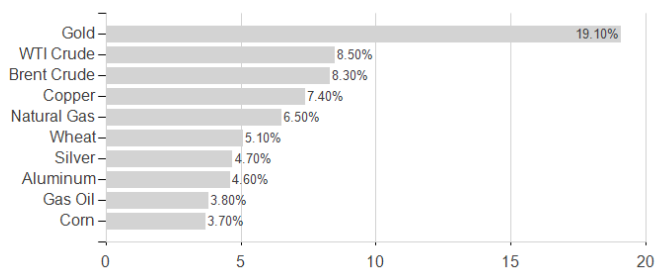
#### Assets



#### Countries



#### Largest positions



#### Branches

