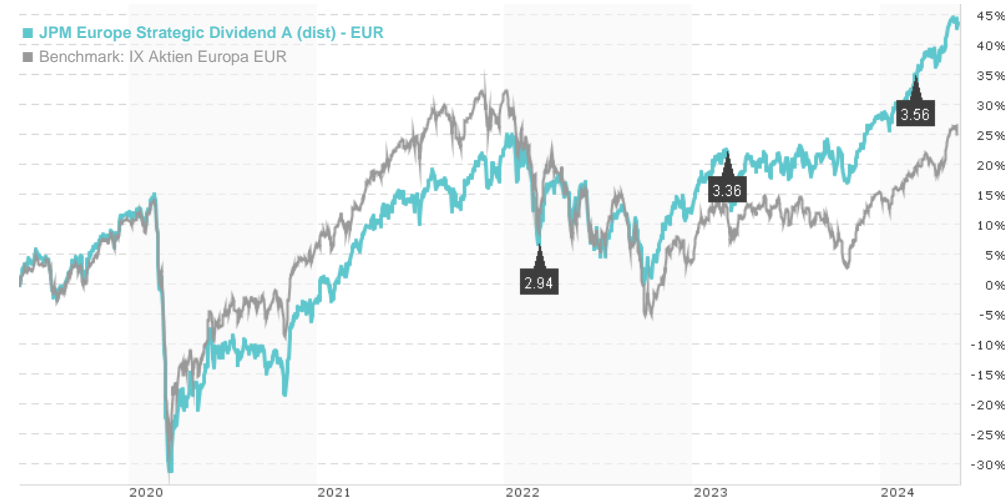


## JPM Europe Strategic Dividend A (dist) - EUR / LU0247987802 / A0JJ5S / JPMorgan AM (EU)

Last 05/30/2024 <sup>1</sup>	Region	Branch	Type of yield	Type
139.80 EUR	Europe	Mixed Sectors	paying dividend	Equity Fund



### Risk key figures

SRI 1 2 3 4 5 6 7

Mountain-View Funds Rating<sup>2</sup> EDA<sup>3</sup>

72

### Yearly Performance

2023	+14.41%
2022	-8.77%
2021	+26.70%
2020	-13.10%
2019	+19.88%

Master data		Conditions		Other figures	
Fund type	Single fund	Issue surcharge	5.00%	Minimum investment	USD 35,000.00
Category	Equity	Planned administr. fee	0.00%	Savings plan	-
Sub category	Mixed Sectors	Deposit fees	0.00%	UCITS / OGAW	Yes
Fund domicile	Luxembourg	Redemption charge	0.50%	Performance fee	0.00%
Tranch volume	(05/30/2024) EUR 22.09 mill.	Ongoing charges	-	Redeployment fee	0.00%
Total volume	(05/30/2024) EUR 534.74 mill.	Dividends		Investment company	
Launch date	5/15/2006	08.03.2024	3.56 EUR	JPMorgan AM (EU) PO Box 275, 2012, Luxembourg Luxembourg <a href="https://www.jpmorganassetmanagement.de">https://www.jpmorganassetmanagement.de</a>	
KESr report funds	Yes	08.03.2023	3.36 EUR		
Business year start	01.01.	08.03.2022	2.94 EUR		
Sustainability type	-	09.03.2021	1.48 EUR		
Fund manager	M. Barakos, T. Buckingham, I. Butler	10.03.2020	3.26 EUR		

Performance	1M	6M	YTD	1Y	2Y	3Y	5Y	Since start
Performance	+3.06%	+15.67%	+12.00%	+20.12%	+22.93%	+26.39%	+42.04%	+120.74%
Performance p.a.	-	-	-	+20.06%	+10.86%	+8.12%	+7.26%	+4.48%
Sharpe ratio	5.96	3.65	3.21	1.71	0.58	0.32	0.21	0.04
Volatility	6.79%	8.31%	8.78%	9.53%	12.13%	13.50%	16.98%	16.53%
Worst month	-	0.30%	0.30%	-3.85%	-8.94%	-8.94%	-21.13%	-21.13%
Best month	-	5.65%	4.75%	5.65%	6.61%	6.61%	17.34%	18.13%
Maximum loss	-1.20%	-2.51%	-2.51%	-5.90%	-14.52%	-19.96%	-40.30%	-

### Distribution permission

Austria, Germany, Switzerland, United Kingdom, Luxembourg

<sup>1</sup> Important note on update status: The displayed date refers exclusively to the calculation of the NAV.

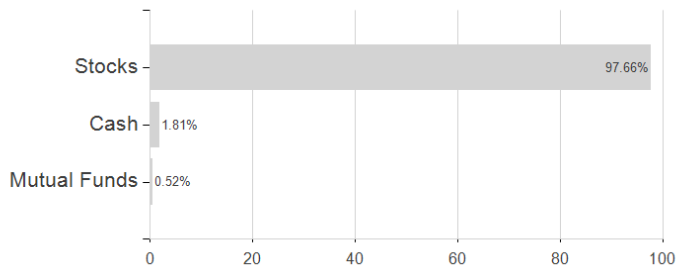
<sup>2</sup> The Mountain-View Data Fund Rating calculates a comparative ranking for funds using yield, volatility and trend data. For more information visit [MVD Funds Rating](#)

<sup>3</sup> Displays the Ethical-Dynamical Ratio calculated according to standard criteria. The maximum value is 100. For more information visit [EDA](#)

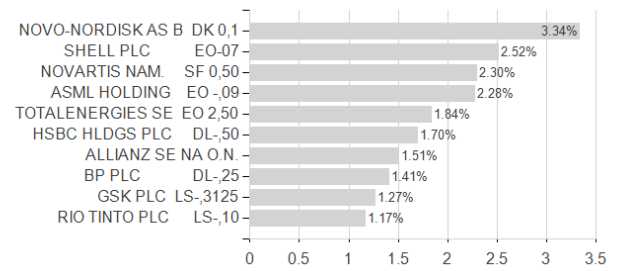
## JPM Europe Strategic Dividend A (dist) - EUR / LU0247987802 / A0JJ5S / JPMorgan AM (EU)

### Assessment Structure

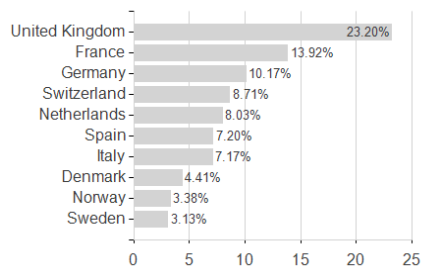
#### Assets



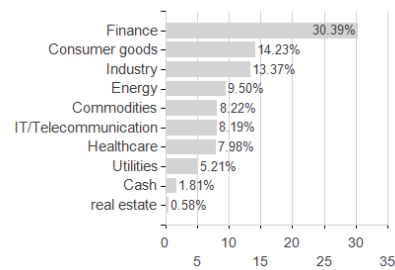
#### Largest positions



#### Countries



#### Branches



#### Currencies

